



Sapphire 870 QUILT/850/830
EXCLUSIVE SENSOR SYSTEM



Features & Benefits

























Sapphire 870 QUILT/850/830








EXCLUSIVE SENSOR SYSTEM

The new way to Sew!

- EXCLUSIVE SENSOR SYSTEM** – Sensor Foot Up automatically raises and lowers presser foot to four positions, including Sensor Foot Extra Lift for maximum space to slide fabrics under foot. Sensor Foot Pivot senses the fabric thickness when stopping with needle down to raise foot to float position for pivoting. The Sensor Foot Pressure automatically adjusts for any fabric thickness for perfect even feeding.
- EXCLUSIVE SEWING ADVISOR** – Sets the best stitch, stitch width, stitch length, thread tension (model 870 Quilt) and sewing speed. Simply enter the type and weight of the fabric you are sewing and the technique you want to sew, the best stitch and settings are displayed in text (model 870 Quilt, 850) on the GraphicDisplay. The recommended presser foot, thread tension, (model 850, 830) and needle size and type are shown.
- LARGE EXTENDED SEWING SURFACE** – More sewing and fabric space than ever before. Huge sewing area from the machine side to the needle measures 250mm. For easy sewing of small projects and circular techniques, the needle is positioned close to the end of the long free arm.
- GRAPHICDISPLAY** – All the sewing information you need to sew is displayed on the GraphicDisplay. See the stitch and any adjustments made to it in actual size before you sew. Adjust GraphicDisplay contrast in the SET menu.
- DUAL LIGHTS** – Two lights illuminate the needle area and Extended Sewing Surface to make sewing easy and to eliminate eye strain.
- EXTENDED DUAL STITCH PLATE GUIDE LINES** – Sew from the left or the right of the needle – the stitch plate has extended guide lines to 40mm (1 5/8”) on both sides of the needle.
- PERFECTLY BALANCED BUTTONHOLES (PBB)** – Sews both sides of the buttonhole in the same direction for even balanced buttonholes. There are seven buttonhole styles and an eyelet designed for various sewing applications. The Exclusive Sewing Advisor will select the best buttonhole for your fabric type and weight.
- EXCLUSIVE SENSOR ONE-STEP BUTTONHOLE FOOT** – Sew perfect one-step buttonholes every time.
- SNAP-ON PRESSER FEET** – Make it easy to sew special sewing techniques.
- UTILITY, SPECIALTY STITCHES AND ALPHABETS** – Many stitches and alphabet styles to choose from for endless creative opportunities.
- SWEDISH QUALITY** – Precision at its best! Superior European craftsmanship, quality precision workmanship, parts, and materials.
- JAM-PROOF ROTARY HOOK, PERMANENTLY LUBRICATED** – Threads float around bobbin area for jam-free sewing. No oiling means no stains on your fabric.
- BUILT-IN NEEDLE THREADER** - Makes threading so easy. Avoids eye strain.
- PROGRAM STITCHES, LETTERS AND NUMBERS** to label and date, personalize and create.
- Sapphire 870 Quilt features 20 PERMANENT MEMORIES, Sapphire 850 features 15 PERMANENT MEMORIES, Sapphire 830 features 10 PERMANENT MEMORIES, each memory saves up to 40 stitches or letters.
- SAVE TO “MY STITCHES”** – Personal menu to save personal stitch/letter settings and programs.
- PROGRAMMABLE ALPHABET FONTS** – Block, Brush Line, Script, Cyrillic and Hiragana on Sapphire 870 Quilt, Block, Brush Line, Cyrillic and Hiragana on Sapphire 850, Block, Cyrillic and Hiragana on Sapphire 830. Create quilt labels or personalize your project with up to 7mm wide letters.

-  **29 NEEDLE POSITIONS** – Sews a straight stitch in 29 different needle positions for perfect top stitching, edge stitching, under stitching, stitching-in-the-ditch, or quilting.
-  **FIX FUNCTION** – Locks your stitch at the beginning and/or at the end of your sewing. Select or program FIX to stop sewing and tie off stitches instantly.
-  **STOP FUNCTION** – Lets you finish and tie off stitch and/or stitch program automatically.
-  **INSTANT AND PERMANENT REVERSE** – To secure a seam and for mending. Sew all stitches in permanent reverse. Great for quilting or home decorating projects.
-  **BOBBIN WINDS FROM THE NEEDLE** – No need to unthread the machine.
-  **AUTOMATIC BOBBIN THREAD PICK UP** – Brings the bobbin thread up automatically.
-  **THREE THREAD CUTTERS** – Located at the bobbin winder, at the bobbin case for Auto Thread Pick up, and convenient to the needle for top and bobbin thread trims.
-  **ERGONOMIC DESIGN AND LARGE FOOT CONTROL** For ease of use.
-  **ACCESSORY BOX AND FLAT BED EXTENSION** – Stores bobbins, accessory feet, needles and more at your fingertips.
-  **NEEDLE STOP UP/DOWN WITH LED** – Set the needle to stop up or down. LED light displays the setting. Or simply tap the foot control to raise or lower the needle.
-  **TWO BUILT-IN SPOOL PINS** horizontal and vertical
- thread delivery for twin needle sewing, speciality sewing and top stitching techniques.
-  **ELECTRONIC SPEED CONTROL** – Full piercing power at any sewing speed.
-  **MIRROR SIDE-TO-SIDE** – with Mirror your selected stitch for design opportunities and greater sewing ease.
-  **EASY TOUCH STITCH SELECTION** – Select the stitch by touching the stitch picture or the number of the stitch or scroll through menus and stitches with Navigator Arrows. Stitch comes up at recommended settings. Adjust length from 0 to 6 and stitch width from 0 to 7mm.
-  **SET MENU** – Change preset machine settings, make manual adjustments to automatic functions and set personal preferences.
-  **FREE MOTION WITH ANY STITCH** – Choose Free Motion Floating or Free Motion Spring Action from the SET Menu for easy quilting and beautiful free motion embroidery using any stitch you choose.
-  **TWIN NEEDLE SAFETY** – Enter the size of the twin needle being used to automatically limit the stitch width and prevent needle breakage.
-  **STITCH WIDTH SAFETY** – Select the Stitch Width Safety to eliminate needle breakage with straight stitch accessories.
-  **SEW ON BUTTON PROGRAM** – Set the number of stitches to sew on a button.
-  **12 LANGUAGES** – Choose from 12 different languages including English, French and Spanish in the SET menu.

Top of the line features on Sapphire 870 Quilt:

-  **ELECTRONIC SELF ADJUSTING THREAD TENSION** – On the Sapphire 870 Quilt, the best tension is set automatically for all sewing techniques. Override automatic tension easily for specialty techniques.
-  **SELECTIVE THREAD CUTTER** – One touch instantly cuts the top and bobbin threads, pulls top thread to the underside of your fabric and raises the presser foot and the needle.
-  **START/STOP BUTTON** – On the Sapphire 870 touch the Start/Stop button to begin and to stop sewing without the use of the foot control. Perfect for long rows of stitching at a steady speed and for free motion quilting.
-  **STITCH RE-START** – Touch Stitch Re-start to begin sewing at the start of any stitch or stitch program. All stitch adjustments will be retained.
-  **MIRROR IMAGE END-TO-END** – Mirror the selected stitch end-to-end for greater sewing ease and design opportunities.
-  **BOBBIN THREAD SENSOR** – Stops sewing and alerts you when the bobbin thread runs out.
-  **STITCH POSITIONING** – Makes it possible to change the needle position of all stitches.



Feature	Sapphire 870 QUILT EXCLUSIVE SENSOR SYSTEM	Sapphire 850 EXCLUSIVE SENSOR SYSTEM	Sapphire 830 EXCLUSIVE SENSOR SYSTEM
EXCLUSIVE SENSOR SYSTEM			
EXCLUSIVE SEWING ADVISOR	with text	with text	
LARGE EXTENDED SEWING SURFACE	250 mm	250 mm	250 mm
GRAPHIC DISPLAY	64 x 48 mm	64 x 48 mm	64 x 32 mm
DUAL LIGHTS			
EXTENDED DUAL STITCH PLATE GUIDE LINES	40 mm (1 5/8") on both sides of the needle	40 mm (1 5/8") on both sides of the needle	40 mm (1 5/8") on both sides of the needle
EXCLUSIVE SENSOR ONE-STEP BUTTONHOLE FOOT	7 PBB	7 PBB	7 PBB
PERFECTLY BALANCED BUTTONHOLES (PBB)			
SNAP-ON PRESSER FEET INCLUDED	11	9	9
UTILITY, SPECIALTY STITCHES AND ALPHABETS	163 Stitches, 5 Alphabets	137 Stitches, 4 Alphabets	105 Stitches, 3 Alphabets
SWEDISH QUALITY			
JAM-PROOF, NO OIL			
BUILT-IN NEEDLE THREADER			
PROGRAM STITCHES, LETTERS AND NUMBERS	20 Permanent Memories 800 total stitches	15 Permanent Memories 600 total stitches	10 Permanent Memories 400 total stitches
SAVE TO "MY STITCHES"			
29 NEEDLE POSITIONS			
FIX FUNCTION			
STOP FUNCTION			
INSTANT AND PERMANENT REVERSE			
BOBBIN WINDS FROM THE NEEDLE			
AUTOMATIC BOBBIN THREAD PICK UP			
THREE THREAD CUTTERS			
ERGONOMIC DESIGN AND LARGE FOOT CONTROL			
ACCESSORY BOX AND FLAT BED EXTENSION			
NEEDLE STOP UP/DOWN WITH LED			
TWO BUILT-IN SPOOL PINS			
ELECTRONIC SPEED CONTROL	5 speeds	3 speeds	3 speeds
MIRROR SIDE-TO-SIDE			
EASY TOUCH STITCH SELECTION			
SET MENU			
FREE MOTION WITH ANY STITCH			
TWIN NEEDLE SAFETY			
STITCH WIDTH SAFETY			
SEW ON BUTTON PROGRAM			
12 LANGUAGES			
HARD COVER			
ELECTRONIC SELF ADJUSTING THREAD TENSION			
SELECTIVE THREAD CUTTER			
START/STOP BUTTON			
MIRROR END-TO-END			
BOBBIN THREAD SENSOR			
STITCH POSITIONING			
STITCH RE-START			

Features & Benefits – Comparison Sheet



Free Manuals Download Website

<http://myh66.com>

<http://usermanuals.us>

<http://www.somanuals.com>

<http://www.4manuals.cc>

<http://www.manual-lib.com>

<http://www.404manual.com>

<http://www.luxmanual.com>

<http://aubethermostatmanual.com>

Golf course search by state

<http://golfingnear.com>

Email search by domain

<http://emailbydomain.com>

Auto manuals search

<http://auto.somanuals.com>

TV manuals search

<http://tv.somanuals.com>