

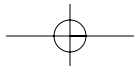
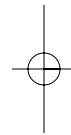
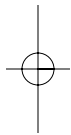


Belkin 4-Port USB 2.0 Hub User Manual



P73889-A

F5U221



Introduction

Please read this manual thoroughly and follow the procedures to prevent any damage to the 4-Port USB 2.0 Hub and/or to the connected devices.

Congratulations and thank you for purchasing the Belkin 4-Port USB 2.0 Hub (the Hub). The Hub provides four downstream USB ports that are compatible with both USB 1.1 (low- and full-speed) devices, as well as with USB 2.0 (high-speed) devices.

This means that the Hub is "backward-compatible" with all of your current USB 1.1 devices and also works with the next generation of "high-speed" USB 2.0 devices. This may include such peripherals as scanners, printers, mass-storage devices, and high-resolution cameras. The Hub is self-powered, which allows the cascading of devices with additional hubs, so that up to 127 USB devices can be connected to a single port. The Hub also provides a multicolored status LED for each individual port, and a master power LED that indicates the Hub is powered and ready to use. For additional information, refer to the "Technical Specifications" section.

Features

- Compliant with Universal Serial Bus specification 2.0 (data rate 1.5/12/480Mbps)
- Backward-compatible with Universal Serial Bus Specification 1.1 (data rate 1.5/12Mbps)
- Compatible with Windows® 98SE, Me, 2000, and XP
- Approved by USB Implementers Forum (USB-IF)
- Supports Plug-and-Play specifications
- Supports "hot swapping" of USB devices
- Per-port over-current detection and protection
- Individual port-status indicator LEDs
- Four 480Mbps downstream ports
- Fully compatible with USB 1.1 and USB 2.0 devices

Package Contents

- | | | |
|-----|-------------------------------|--------|
| (1) | USB 2.0-compliant 4-Port Hub: | F5U221 |
| (1) | USB Device Cable | |
| (1) | AC Power Adapter | |
| (1) | User Manual | |

Technical Specifications

Upstream Ports:	(1)
Downstream Ports:	(4)
Per-Port Voltage:	DC +5V
Per-Port Current:	500mA (max.)
Power Mode:	Self-powered
Operation Temperature:	5°C~40°C
Storage Temperature:	-20°C~60°C
Enclosure:	Plastic
Power Supply:	Input: 120V AC Output: DC 6V 2.5A Plug Size: 5.5mm (outer) 2.1mm (center) Plug Polarity: center positive

Technical Specifications (continued)

Main Power LED

Color Definitions:

Off	Not operational
Steady Red	Operational

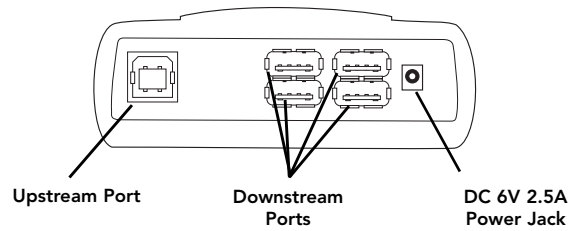

Port-Status LED

Color Definitions:

Off	Not operational
Amber	Error condition
Steady Green	Fully operational
Blinking Off/Green	Software attention
Blinking Off/Amber	Hardware attention

Product Detail

Figure 1



Hardware Installation

1. Plug the AC adapter into a wall outlet or surge suppressor. Plug the DC connector into the DC power jack found on the back of the Hub (See Figure 1).
2. Plug the USB-A cable connector into the downstream port of your computer, or downstream port of another hub. (See Figure 2).

Important Note: The Hub must be connected to a USB 2.0-compliant host in order to function in high-speed mode (480Mbps data rate). If connected to a USB 1.1-compliant host, the Hub will operate only in low-or full-speed mode (1.5/12Mbps).

3. Plug the USB-B cable connector into the upstream port of the Hub (See Figure 3).
4. Windows will now detect your Hub and install the necessary driver support. (The Windows "Install New Hardware Wizard" may prompt you to provide your Windows Installation CD to complete the driver installation process).
5. Plug the USB-A connector of the USB device, or an additional hub, into any of the downstream ports of the Hub. (See Figure 4).

Hardware Installation (continued)



USB-A Connector
Figure 2



USB-B Connector
Figure 3

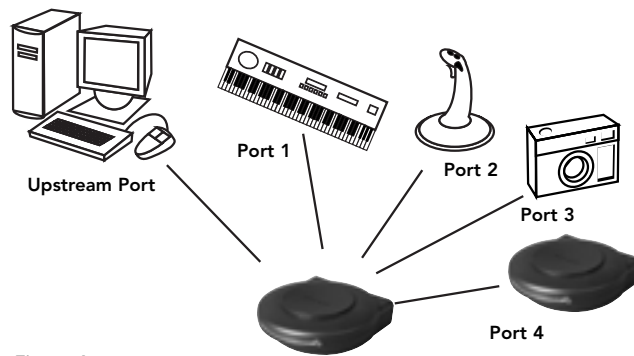


Figure 4

Information

FCC Statement

DECLARATION OF CONFORMITY WITH FCC RULES FOR ELECTROMAGNETIC COMPATIBILITY

We, Belkin Components, of 501 West Walnut Street, Compton, CA 90220, declare under our sole responsibility that the product:
F5U221

to which this declaration relates:

Complies with Part 15 of the FCC Rules. Operation is subject to the following two conditions: (1) this device may not cause harmful interference, and (2) this device must accept any interference received, including interference that may cause undesired operation.

CE Declaration of Conformity

We, Belkin Components, declare under our sole responsibility that the F5U221, to which this declaration relates, is in conformity with Generic Emissions Standard EN55022 1998 and with Generic Immunity Standard EN55024 1998, EN61000-3-2, and EN61000-3-3.

Belkin Components Limited Lifetime Product Warranty

Belkin Components warrants this product against defects in materials and workmanship for its lifetime. If a defect is discovered, Belkin will, at its option, repair or replace the product at no charge provided it is returned during the warranty period, with transportation charges prepaid, to the authorized Belkin dealer from whom you purchased the product. Proof of purchase may be required.

This warranty does not apply if the product has been damaged by accident, abuse, misuse, or misapplication; if the product has been modified without the written permission of Belkin; or if any Belkin serial number has been removed or defaced.

THE WARRANTY AND REMEDIES SET FORTH ABOVE ARE EXCLUSIVE IN LIEU OF ALL OTHERS, WHETHER ORAL OR WRITTEN, EXPRESSED OR IMPLIED. BELKIN SPECIFICALLY DISCLAIMS ANY AND ALL IMPLIED WARRANTIES, INCLUDING, WITHOUT LIMITATION, WARRANTIES OF MERCHANTABILITY AND FITNESS FOR A PARTICULAR PURPOSE.

No Belkin dealer, agent, or employee is authorized to make any modification, extension, or addition to this warranty.

BELKIN IS NOT RESPONSIBLE FOR SPECIAL, INCIDENTAL, OR CONSEQUENTIAL DAMAGES RESULTING FROM ANY BREACH OF WARRANTY, OR UNDER ANY OTHER LEGAL THEORY, INCLUDING BUT NOT LIMITED TO, LOST PROFITS, DOWNTIME, GOODWILL, DAMAGE TO OR REPROGRAMMING, OR REPRODUCING ANY PROGRAM OR DATA STORED IN OR USED WITH BELKIN PRODUCTS.

For technical support call
800.223.5546
x2263



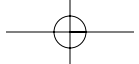
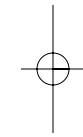
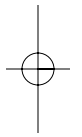
Belkin Components
501 West Walnut Street
Compton • CA • 90220 • USA
Tel: 310.898.1100
Fax: 310.898.1111

Belkin Components, Ltd.
Unit 13 • Gatelodge Close • Round Spinney
Northampton • Northants • NN3 8RX • United Kingdom
Tel: +44 (0) 1604678300
Fax: +44 (0) 1604678330

Belkin Components B.V.
Starparc Building • Boeing Avenue 333
1119 PH Schiphol-Rijk • The Netherlands
Tel: +31 (0) 20 654 7300
Fax: +31 (0) 20 654 7349

Belkin Components Ltd.
7 Bowen Crescent • West Gosford
NSW 2250 • Australia
Tel: +61 (2) 4372 8600
Fax: +61 (2) 4325 4277

© 2002 Belkin Components. All rights reserved.
All trade names are registered trademarks of respective manufacturers listed.
P73889-A



Free Manuals Download Website

<http://myh66.com>

<http://usermanuals.us>

<http://www.somanuals.com>

<http://www.4manuals.cc>

<http://www.manual-lib.com>

<http://www.404manual.com>

<http://www.luxmanual.com>

<http://aubethermostatmanual.com>

Golf course search by state

<http://golfingnear.com>

Email search by domain

<http://emailbydomain.com>

Auto manuals search

<http://auto.somanuals.com>

TV manuals search

<http://tv.somanuals.com>