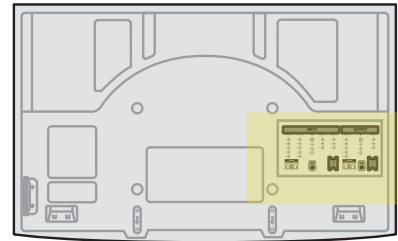
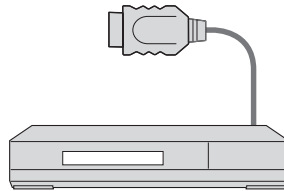



# AudioSource®

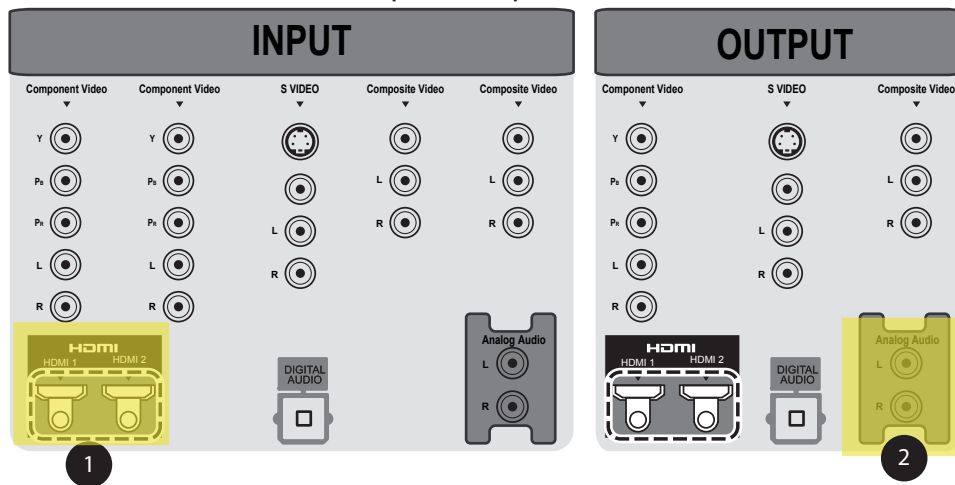
S3D60



## Basic Sound Bar Installation TV & Cable Box using HDMI Connection

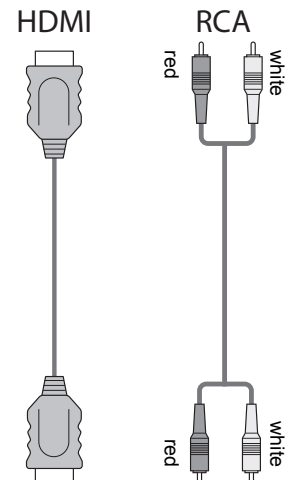
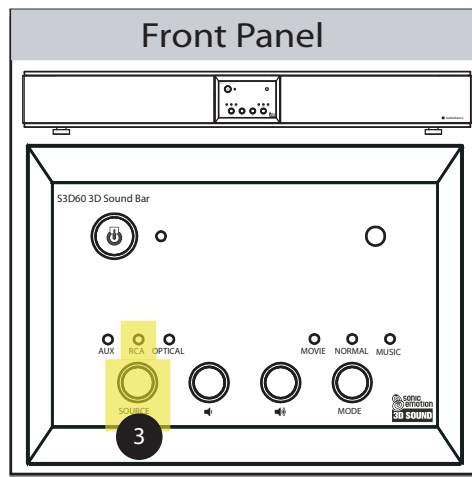
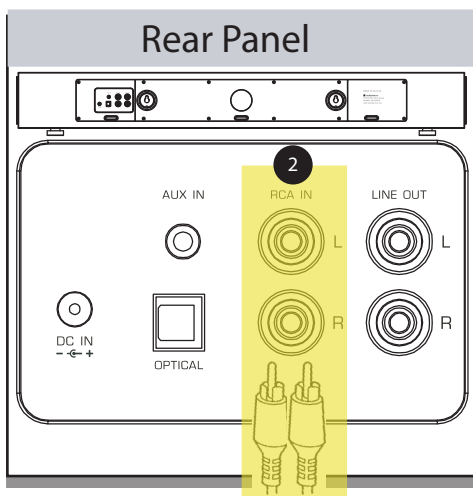


### TV Input / Output Section



- 1 Connect the OUTPUT of the Cable Box to the INPUT of the TV using a HDMI cable
- 2 Connect the Analog Audio OUTPUT of the TV to the RCA INPUT of the S3D60 using a RCA cable
- 3 Using the source button on the front panel of the S3D60 select RCA Input

### S3D60 Input / Output Section



## Free Manuals Download Website

<http://myh66.com>

<http://usermanuals.us>

<http://www.somanuals.com>

<http://www.4manuals.cc>

<http://www.manual-lib.com>

<http://www.404manual.com>

<http://www.luxmanual.com>

<http://aubethermostatmanual.com>

Golf course search by state

<http://golfingnear.com>

Email search by domain

<http://emailbydomain.com>

Auto manuals search

<http://auto.somanuals.com>

TV manuals search

<http://tv.somanuals.com>