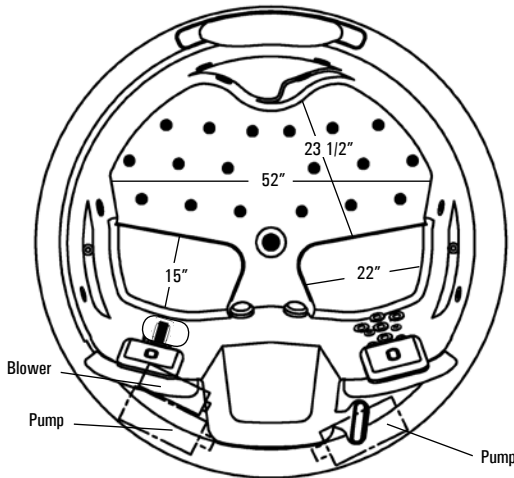


# MILLENNIUM 9

AQUATIC

MILLENNIUM SERIES MODEL # AI9MIL7700



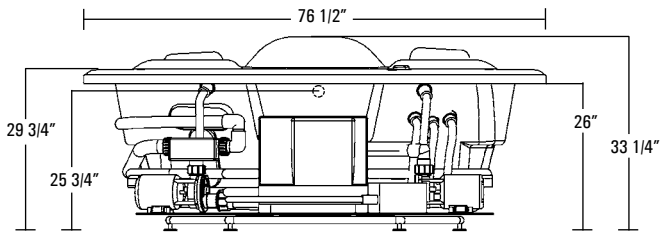
No alternate pump location available.

Overflow located underneath fill spout

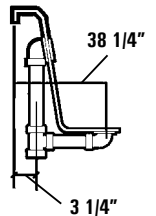


\* Available without fast-fill waterfall spout.

Two Person Bath



Rough-In Plumbing Measurements



## SPECIFICATIONS:

### GENERAL SPECIFICATIONS:

Tub Size	76 1/2" diam. x 33 1/4" height 194 cm diam. x 84 cm height
Bathing Well	38 1/2" long 52" wide 25 1/4" interior depth
Shipping Weight	934 lbs. / 424 kg
Tub Weight Filled	2189 lbs. / 993 kg
Weight w/Equipment	371 lbs. / 168 kg
Gallons to Overflow	219 gal. / 829 L
Gallons to Operate	1 bather: 198 gal. / 750 L 2 bathers: 185 gal. / 700 L

### ELECTRICAL SPECIFICATIONS:

Electronic Control Package:  
230V; 50 AMP w/ GFCI; 4-Wire w/ Dedicated Neutral

*This unit is not recommended for shower installations.*

This unit has a 3/4" female waterfall fill spout connection.

### STANDARD EQUIPMENT:

- 24 Hydrotherapy Jets including:**
- 12 Shiatsu-Pro Neck and Back Jets
  - 2 Recessed Fan Jets
  - 4 Rotary Massage Foot Jets
  - 2 Rotary Massage Elite Knee Jets
  - 2 Pressure Plus Wrist Jets and 2 Pressure Plus Elbow Jets
- Air Bath System:**
- 1 HP Variable Speed Air Blower with 20-Minute Timer
  - Automatic Purge and Dry Cycle
  - 600 Watt Air Heating System
- Aquatic Quality Features:**
- Independent 2 HP, 3-Speed Run-Dry Pumps
  - Digital Electronic Control System
  - Shiatsu Electronic Control with Preprogrammed Jet Sequencer
  - Waterproof Universal Remote Control
  - 4 kW Inline Maintenance Heater
  - 2 Pulsating Neck Jet Pillows
  - Integrally Molded Fast-Fill Waterfall Spout/Optional - please specify on order (valves not included)
  - Bi-level Foot Rest
  - Chromatherapy
  - 2 Reclining Lounge Seats with Arm Rests
  - Adjusta-Level Base
  - "Quiet Pad" Anti-Vibration Pump Mounts
  - Heat-bent Rigid PVC Piping for Optimum Sanitary Conditions
  - Slip Resistant Floor
  - Durable, Easy to Clean, Lucite® Cast Acrylic Surface
  - Available in 8 Standard No-Charge Colors
- UL & IAPMO Listed, Factory Tested**  
**Limited Lifetime Warranty**

### OPTIONAL EQUIPMENT:

- Available without Fast-Fill Waterfall Spout
- See Price List for Details
- Jet Finish
  - Chrome, Polished Brass, Gold, Polished Nickel or Satin Nickel
- Lift & Turn Waste and Overflow
  - Chrome, Polished Brass, Gold, Polished Nickel, Satin Nickel, or Oil Rubbed Bronze
- Cable Drive Waste and Overflow
  - Chrome, Polished Brass, Gold, Polished Nickel, Satin Nickel, Oil Rubbed Bronze, or Color Matched (Bone, White, and Biscuit Only)
- Hand Held Jet - Chrome or Polished Brass
- Premium Colors

*All acrylic colors featured by Aquatic match the industry's leading fixture manufacturers.*

**Fax-On-Demand  
Document # 1194**



The manufacturer accepts a 1/4" variance. There are variations on each tub and specifications are subject to change as we improve upon our product as required. The dimensions needed for site preparation and structure building should be measured from the tub; Aquatic Industries, Inc. assumes no responsibility for preparatory work.

www.aquaticwhirlpools.com 800.555.5324

## Free Manuals Download Website

<http://myh66.com>

<http://usermanuals.us>

<http://www.somanuals.com>

<http://www.4manuals.cc>

<http://www.manual-lib.com>

<http://www.404manual.com>

<http://www.luxmanual.com>

<http://aubethermostatmanual.com>

Golf course search by state

<http://golfingnear.com>

Email search by domain

<http://emailbydomain.com>

Auto manuals search

<http://auto.somanuals.com>

TV manuals search

<http://tv.somanuals.com>