

BELKIN®

Auto/Air Power Adapter for Dell Inspiron Mini 9
User Manual



Introduction

Thank you for purchasing the Belkin Auto/Air Power Adapter for Dell. This Adapter allows you to power Dell Inspiron™ Mini 9 laptops from a car or airplane. It's easy to connect the Adapter to the cigarette lighter assembly (CLA) in most automobiles as well as many commercial aircraft (an Empower® plug is provided for use in aircraft that feature Empower ports).

Product Registration and Warranty

For terms and conditions, to activate your warranty, and to register your Auto/Air Power Adapter for Dell, please visit www.belkin.com/registration.

Important Safety Information

Before use, please read the following important safety information.

Following these simple guidelines will ensure trouble-free operation and optimal performance of the Auto/Air Power Adapter for Dell and compatible electronic devices.

1. Avoid pulling on the cords and cables. Always grip plugs firmly when unplugging from power source and when disconnecting cables. Never force the tip into an electronic device.
2. Before use, completely review this guide.
3. For indoor use only. Avoid exposure to external heat sources; direct, prolonged sunlight; dust; corrosive chemicals; and moisture.
4. It is normal for power adapters to become warm during use. Avoid touching the device during use. Avoid placing in direct sunlight or near heat-sensitive materials.





Important Safety Information

5. Do not drop or subject the Adapter to undue shock.
6. Do not place anything on top of the Adapter.
7. Always use the supplied cables and connectors as shown. Use of cables, connectors, or accessories not supplied with this product constitutes misuse and may result in injury or damage.
8. Do not attempt to service or disassemble. The unit is not user-serviceable. Attempting to disassemble or service the unit can result in electrical hazard, including death from exposure to high voltage. If you experience problems with the unit, discontinue use and contact Belkin for assistance. Attempting to open or service the unit voids all warranties, express or implied.



Using the Belkin Auto/Air Power Adapter for Dell




Simply insert the CLA in the socket provided onboard the aircraft or in your vehicle. If the aircraft features Empower outlets, remove the cigarette lighter assembly to expose the Empower plug and insert the Empower plug into socket. Power will now be supplied to your laptop.





Technical Specifications

Input Voltage	12–15 VDC
Output Voltage	19.5 VDC
Output Current	2.3 Amps max
Output Power	45 Watts max
Unit Dimensions	64 x 42.5 x 30mm
Weight	175g
Total Length	1650mm
Storage Temperature	-40° to 70° C
Operating Temperature	0° to 40° C
Relative Humidity (non-condensing)	95%, max
Built-in Circuit Protection	Over voltage, under voltage, over current, short circuit, over temperature





Compatibility

The Auto/Air Power Adapter only works with the Dell Inspiron Mini 9.

Troubleshooting

If your device is not charging or operating properly, take the following steps:

1. Disconnect the Adapter from its power source.
2. Verify that the laptop is compatible with the Adapter.
(The Adapter is only compatible with the Dell Inspiron Mini 9.)
NEVER force a power tip into an electronic device.
3. Reconnect the Auto/Air Power Adapter to the laptop. Check that all connections are secure.
4. Note that if the green power-indicator LED does not light, it may have simply burned out.
5. If you are still experiencing problems, please contact Belkin.





Information

CE Declaration of Conformity

We, Belkin International, Inc., declare under our sole responsibility that the F5L043-DL, to which this declaration relates, is in conformity with Generic Emissions Standard EN 55022 and with Generic Immunity Standard EN 55024.

Belkin International, Inc., Limited Lifetime Product Warranty

What this warranty covers.


Belkin International, Inc. (“Belkin”) warrants to the original purchaser of this Belkin product that the product shall be free of defects in design, assembly, material, or workmanship.

What the period of coverage is.


Belkin warrants the Belkin product for the lifetime of the product.

What will we do to correct problems?

Product Warranty.



Belkin will repair or replace, at its option, any defective product free of charge (except for shipping charges for the product). Belkin reserves the right to discontinue any of its products without notice, and disclaims any limited warranty to repair or replace any such discontinued products. In the event that Belkin is unable to repair or replace the product (for example, because it has been discontinued), Belkin will offer either a refund or a credit toward the purchase of another product from Belkin.com in an amount equal to the purchase price of the product as evidenced on the original purchase receipt as discounted by its natural use.





Information

What is not covered by this warranty?

All above warranties are null and void if the Belkin product is not provided to Belkin for inspection upon Belkin's request at the sole expense of the purchaser, or if Belkin determines that the Belkin product has been improperly installed, altered in any way or tampered with. The Belkin Product Warranty does not protect against acts of God such as flood, lightning, earthquake, war, vandalism, theft, normal-use wear and tear, erosion, depletion, obsolescence, abuse, damage due to low voltage disturbances (i.e., brownouts or sags), non-authorized program, or system equipment modification or alteration.

How to get service.

To get service for your Belkin product you must take the following steps:

1. Contact Belkin Ltd. Express Business Park, Shipton Way, Rushden, NN10 6GL, United Kingdom, Attn: Customer Service, or call +44 (0) 1933 35 2000, within 15 days of the Occurrence.
Be prepared to provide the following information:
 - a. The part number of the Belkin product.
 - b. Where you purchased the product.
 - c. When you purchased the product.
 - d. Copy of original receipt.
2. Your Belkin Customer Service Representative will then instruct you on how to forward your receipt and Belkin product and how to proceed with your claim.

Belkin reserves the right to review the damaged Belkin product. All costs of shipping the Belkin product to Belkin for inspection shall be borne solely by the purchaser. If Belkin determines, in its sole discretion, that it is impractical to ship the damaged equipment to Belkin, Belkin may designate, in its sole discretion, an equipment repair facility to inspect and estimate the cost to repair such equipment. The cost, if any, of shipping the equipment to and from such repair facility and of such estimate shall be borne solely by the purchaser. Damaged equipment must remain available for inspection until the claim is finalized. Whenever claims are settled, Belkin reserves the right to be subrogated under any existing insurance policies the purchaser may have.



Information

You can find additional support information on our website www.belkin.com through the tech-support area. If you want to contact technical support by phone, please call the number you need from the list below*.

*Local rates apply

Country	Number	Internet address
AUSTRIA	08 - 20 20 07 66	http://www.belkin.com/uk
BELGIUM	07 07 00 073	http://www.belkin.com/nl
CZECH REPUBLIC	23 900 04 06	http://www.belkin.com/uk
DENMARK	701 22 403	http://www.belkin.com/uk
FINLAND	00800 - 22 35 54 60	http://www.belkin.com/uk
FRANCE	08 - 25 54 00 26	http://www.belkin.com/fr
GERMANY	0180 - 500 57 09	http://www.belkin.com/de
GREECE	00800 - 44 14 23 90	http://www.belkin.com/uk
HUNGARY	06 - 17 77 49 06	http://www.belkin.com/uk
ICELAND	800 8534	http://www.belkin.com/uk
IRELAND	0818 55 50 06	http://www.belkin.com/uk
ITALY	02 - 69 43 02 51	http://www.belkin.com/it/support/tech
LUXEMBOURG	34 20 80 8560	http://www.belkin.com/uk
NETHERLANDS	0900 - 040 07 90 €0.10 per minute	http://www.belkin.com/nl
NORWAY	815 00 287	http://www.belkin.com/uk
POLAND	00800 - 441 17 37	http://www.belkin.com/uk
PORTUGAL	707 200 676	http://www.belkin.com/uk
RUSSIA	495 580 9541	http://www.belkin.com/uk
SOUTH AFRICA	0800 - 99 15 21	http://www.belkin.com/uk
SPAIN	902 - 02 43 66	http://www.belkin.com/es/support/tech
SWEDEN	07 - 71 40 04 53	http://www.belkin.com/se/support/tech
SWITZERLAND	08 - 48 00 02 19	http://www.belkin.com/uk
UNITED KINGDOM	0845 - 607 77 87	http://www.belkin.com/uk
OTHER COUNTRIES	+44 - 1933 35 20 00	

BELKIN®

www.belkin.com

Belkin Tech Support
Europe: www.belkin.com/support

Belkin Ltd.
Express Business Park, Shipton Way
Rushden, NN10 6GL, United Kingdom
+44 (0) 1933 35 2000
+44 (0) 1933 31 2000 fax

Belkin SAS
130 rue de Silly
92100 Boulogne Billancourt, France
+33 (0) 1 41 03 14 40
+33 (0) 1 41 31 01 72 fax

Belkin GmbH
Hanebergstraße 2,
80637 Munich, Germany
+49 (0) 89 143405 0
+49 (0) 89 143405 100 fax
Belkin B.V.

Boeing Avenue 333
1119 PH Schiphol-Rijk, Netherlands
+31 (0) 20 654 7300
+31 (0) 20 654 7349 fax

Belkin Iberia
C/ Anabel Segura, 10 planta baja, Of. 2
28108, Alcobendas, Madrid, Spain
+34 91 791 23 00
+34 91 490 23 35 fax

Belkin Italy & Greece
Via Carducci, 7
Milan 20123, Italy
+39 02 862 719
+39 02 862 719 fax

© 2008 Belkin International, Inc.
All rights reserved. All trade names
are registered trademarks of respective
manufacturers listed.

8820-00019uk

DESIGNED
FOR



Free Manuals Download Website

<http://myh66.com>

<http://usermanuals.us>

<http://www.somanuals.com>

<http://www.4manuals.cc>

<http://www.manual-lib.com>

<http://www.404manual.com>

<http://www.luxmanual.com>

<http://aubethermostatmanual.com>

Golf course search by state

<http://golfingnear.com>

Email search by domain

<http://emailbydomain.com>

Auto manuals search

<http://auto.somanuals.com>

TV manuals search

<http://tv.somanuals.com>