

FORM 8704  
OCTOBER, 1921

# LIST OF PARTS



MACHINE No. 117-1

---

THE SINGER MANUFACTURING COMPANY

# INDEX

COPYRIGHT, U. S. A.  
1917, 1920 AND 1921  
BY  
THE SINGER MANUFACTURING COMPANY  
ALL RIGHTS RESERVED FOR ALL COUNTRIES

	PAGE
ACCESSORIES.....	19
FOOT LIFTER PARTS.....	20
IRON BASE.....	19
MACHINE NO. 117-1.....	7
NUMERICAL LIST OF PARTS.....	25
OBSOLETE PARTS.....	23
TABLE SUPPORT PARTS.....	20
THREAD UNWINDER.....	20
UNDER DRIVER.....	21

## INSTRUCTIONS FOR ORDERING

In ordering from this list, use **ONLY** the part NUMBER in the **FIRST** column.

The number stamped on a Sewing Machine part is in every case the number of the single part only.

Every combination of parts sent out as such has its specific number, which, although not stamped on the parts, must be used when ordering the combination.

Each number always indicates the **SAME PART** in whatever list it appears, or for whatever machine.

The letters after some of the numbers indicate the style of finish only, as follows:

- A. Hardened, Polished and Plated.
- B. Polished and Plated
- C. Hardened only.
- D. Polished only.
- E. Soft, not Polished.
- F. Hardened and Polished.
- G.
- H. Blued.
- J. Plated only.
- K. Hardened and Plated
- L. Brass or Gilt.
- M. Oxidized.
- P. Japanned.
- R. Parkerized

These letters **MUST BE USED** when they appear in the list, and **AFTER** the number as in the list.

In this series

1 to 1500 and 50001 to 51500 are Screw Numbers.

1501 to 1800 are Nut Numbers.


1801 to 2000 are Roller Numbers.

2001 to 50000 and 52001 and upward are numbers of Machine Parts.

The figures in the second column refer only to the plates, illustrating the parts, and are **NOT TO BE USED** in ordering.

Parts marked with an asterisk (\*) are furnished only when repairs are made at factory.

## LIST OF PARTS COMPLETE FOR



### MACHINE No. 117-1

**FOR STITCHING STRAW HATS WITH A CONCEALED STITCH.  
ONE NEEDLE, ONE HOOK EYE NEEDLE, POSITIVE SET  
FOR REGULATION OF LENGTH OF STITCH. LENGTH OF  
STITCH,  $\frac{1}{16}$  TO  $\frac{1}{2}$  INCH.**

NO.	PLATE	NAME
*64501	-----	Arm, upper and lower (solid) with 50381E, 54988, 64518 and 64519.....
64751	8451	Arm End Cover (back).....
	219D 8469	" " " " Screw.....
64503	8451	" " " (front).....
	330D 8469	" " " " Screw.....
50003	8471	" Oil Tube with 29599.....



NO.	PLATE	NAME
1627c	8469	Feed Regulator Stop Screw Nut.....
64715	8465	Guide (lower).....
64716	8465	" (upper).....
64717	8465	" Holder.....
64752	---	" " 64717 with 64715, 64716 and two 173c.....
173c	8473	Guide Screw.....
64718	---	Guide complete, for edge stitching, Nos. 89J, 32240, 32262, 50117J, 64603, 64609 and 64752.....
117x3	---	Hook.....
64548	8465	" Guard.....
175E	8473	" " Screw.....
64549	8465	Looper.....
337D	8469	" Adjusting Screw.....
64550	8458	" Carrier with 50014c and 50311c..
64551	8465	" " Connecting Stud.....
64552	8472	" " " " Pin.....
50014c	8469	" " " " " Set Screw.....
64553	8465	Looper Carrier Guide.....
193D	8473	" " " Screw.....
64554	8472	" " Hinge Stud.....
453c	8465	" " " " Set Screw....
64555	8458	" Eccentric.....
64556	8457	" " Body with 443c and two 430c.....
430c	8469	Looper Eccentric Body Set Screw.....
64557	8465	" " Connection with 453c, 1012c and 64558.....
1012c	8465	Looper Eccentric Connection Adjusting Screw.....
64558	8471	Looper Eccentric Connection Gib.....
64559	8472	" " " Pin.....
453c	8465	" " " " Set Screw
64560	8472	" " Pin.....
443c	8469	" " " Set Screw.....
64561	8457	" Rock Shaft.....
64562	8461	" " " Bushing (back).....
423c	8469	" " " " " Set Screw.....
64710	8461	Looper Rock Shaft Bushing (front).....
435c	8469	" " " " " Set Screw.....
64563	8465	Looper Rock Shaft Collar with 1133c....
1133c	8469	" " " " Set Screw.....

NO.	PLATE	NAME
64564	8457	Looper Rock Shaft Connecting Rod with 64565 and two 896E.....
*64565	---	Looper Rock Shaft Connecting Rod Cap
896E	8463	" " " " " " Screw.....
64566	8472	Looper Rock Shaft Connecting Rod Hinge Stud.....
50380c	8463	Looper Rock Shaft Connecting Rod Hinge Stud Set Screw.....
64567	8461	Looper Rock Shaft Crank (back) with 160E and 50380c.....
160E	8473	Looper Rock Shaft Crank (back) Clamp- ing Screw.....
64568	8461	Looper Rock Shaft Crank (front) with two 453c.....
453c	8465	Looper Rock Shaft Crank (front) Set Screw
874F	8473	" Screw.....
64756	8457	Needle Bar with 1259c.....
64757	---	Needle Bar complete, Nos. 50558c, 64756 and 64758 to 64762.....
64570	8461	Needle Bar Connecting Link.....
64571	8472	" " " " Hinge Pin...
1259c	8469	" " " " " " Set Screw.....
64572	8465	Needle Bar Connecting Link Slide Block..
64573	8457	" " Driving Lever.....
64733	---	Needle Bar Driving Lever complete, Nos. 1607E, 49174, 50258E, 64572, 64573 and 64734.....
50258E	8473	Needle Bar Driving Lever Adjusting Screw
1607E	8469	" " " " " " " Nut.....
64574	8472	Needle Bar Driving Lever Hinge Stud with 50311c.....
50311c	8469	Needle Bar Driving Lever Hinge Stud Oil Hole Plug Screw.....
446c	8469	Needle Bar Driving Lever Hinge Stud Set Screw.....
49174	8459	Needle Bar Driving Lever Lubricating Wick.....
64734	8459	Needle Bar Driving Lever Lubricating Wick Retaining Pin.....
64575	8461	Needle Bar Eccentric with two 453c....
64576	8467	" " " Connection with 64577 and two 896E.....
*64577	---	Needle Bar Eccentric Connection Cap...

NO.	PLATE	NAME
896E	8463	Needle Bar Eccentric Connection Cap Screw.....
453c	8465	Needle Bar Eccentric Set Screw.....
64758	8163	" " (Gib (.035 in. thick).....
64759	—	" " " (.055 in. thick).....
64760	—	" " " (.070 in. thick).....
64579	8457	" " Guide.....
1029F	8469	" " " Adjusting Screw.....
129D	8473	" " " Screw.....
*64731	—	Needle Bar Regulating Pitman, Nos. 64581, 64582, 64586 and 64587.....
64580	8459	Needle Bar Regulating Pitman complete, Nos. 64588, 64731 and two 5923.....
*64581	—	Needle Bar Regulating Pitman (lower).....
64554	8472	" " " " " " Hinge Stud.....
448c	8469	Needle Bar Regulating Pitman (lower) Hinge Stud Set Screw.....
*64582	—	Needle Bar Regulating Pitman (upper).....
64554	8472	" " " " " " Hinge Stud.....
446c	8469	Needle Bar Regulating Pitman (upper) Hinge Stud Set Screw.....
64583	8461	Needle Bar Regulating Pitman Bell Crank with three 448c.....
64584	8467	Needle Bar Regulating Pitman Bell Crank Connecting Link.....
64554	8472	Needle Bar Regulating Pitman Bell Crank Connecting Link Hinge Stud.....
448c	8469	Needle Bar Regulating Pitman Bell Crank Connecting Link Hinge Stud Set Screw.....
64585	8472	Needle Bar Regulating Pitman Bell Crank Hinge Pin.....
448c	8469	Needle Bar Regulating Pitman Bell Crank Hinge Pin Set Screw.....
*64586	—	Needle Bar Regulating Pitman Connecting Pin.....
64587	8459	Needle Bar Regulating Pitman Connecting Pin Rivet.....
64588	8459	Needle Bar Regulating Pitman Spring... 5923 8472 " " " " " Pin
64589	8457	" " " " Shaft.....
64590	8465	" " " " Bushing (back).....
446c	8469	Needle Bar Regulating Shaft Bushing (back) Set Screw.....

NO.	PLATE	NAME
64517	8464	Needle Bar Regulating Shaft Bushing (front).....
446c	8469	Needle Bar Regulating Shaft Bushing (front) Set Screw.....
64591	8467	Needle Bar Regulating Shaft Crank (back) with three 448c.....
448c	8469	Needle Bar Regulating Shaft Crank (back) Set Screw.....
64592	8467	Needle Bar Regulating Shaft Crank (front) with two 448c.....
64593	8458	Needle Bar Regulating Shaft Crank (front) Connection with 50380c.....
212D	8469	Needle Bar Regulating Shaft Crank (front) Connection Cap Screw.....
64594	8472	Needle Bar Regulating Shaft Crank (front) Connection Hinge Stud.....
50380c	8469	Needle Bar Regulating Shaft Crank (front) Connection Hinge Stud Set Screw.....
448c	8469	Needle Bar Regulating Shaft Crank (front) Set Screw.....
64595	8463	Needle Bar Regulating Shaft Spring.....
64596	8461	" " " " " " Regulator.....
690c	8473	Needle Bar Regulating Shaft Spring Regulator Screw.....
64597	8467	Needle Bar Regulating Shaft Stop Crank with 160c.....
160c	8473	Needle Bar Regulating Shaft Stop Crank Clamping Screw.....
50384E	8473	Needle Bar Regulating Shaft Stop Screw
1520E	8469	" " " " " " " Lock Nut.....
64761	8463	Needle Clamp.....
50558c	8471	" " Screw.....
64762	8471	" " " Retainer.....
64598	8465	" Guard.....
175E	8473	" " Screw.....
50385c	8469	" Stop Screw.....
64599	8461	" " " Bracket.....
208D	8469	" " " " Screw.....
64600	8458	Plait Guide (inside edge) Nos. 64601 and 64602.....
64601	8458	Plait Guide (inside edge) Plate.....
64602	8458	" " " " " Rod.....
64603	8466	" " (lower).....
64604	—	" " (stationary) Nos. 64605 and 64606.....

NO.	PLATE	NAME
64605	8466	Plait Guide (stationary) Bracket with 465c.....
64606	8466	Plait Guide (stationary) Rod.....
465c	8469	" " " " Set Screw..
64607	8466	" " (upper).....
32262	8458	" " " Friction Washer....
89j	8473	" " " Hinge Screw.....
32238	8466	" " " Holder with 54705..
64609	8472	" " " Lock Stud.....
32240	8462	" " " " Spring....
50117j	8469	" " " " Screw.....
208j	8469	" " " Screw.....
54705	8459	" " " Steady Pin.....
64612	---	Plait Guide complete, Nos. 89j, 208j, 32238, 32240, 32262, 50117j, 64603, 64607 and 64609.....
64613	8466	Plait Guide Block.....
219d	8469	" " " Screw.....
19054	8464	" " Friction Washer.....
64614	8473	" " Regulating Pinion.....
50386f	8473	" " " " Screw.....
50387f	8473	" " " Screw.....
64615	8452	Presser Bar with 453c and two 1133c....
64616	8461	" " Connecting Link.....
64617	8457	" " Gib.....
64618	8472	" " " Adjusting Pin.....
446c	8469	" " " " " Set Screw
64619	8466	" " Lifter (front of arm) with 1994
64620	8469	" " " " " " Hinge Stud.....
460c	8469	Presser Bar Lifter (front of arm) Hinge Stud Set Screw.....
1994	8466	Presser Bar Lifter (front of arm) Roller and Stud.....
64621	8466	Presser Bar Lifter (side of arm).....
64622	8472	" " " " " " Hinge Pin.
64623	8467	" " " " " " Shaft.....
64624	8467	" " " " " " Crank with 735c.....
2269	8472	Presser Bar Lifter (side of arm) Shaft Crank Pin.....
735c	8469	Presser Bar Lifter (side of arm) Shaft Crank Set Screw.....
64625	8467	Presser Bar Lifter (side of arm) Spring
208d	8469	" " " " " " " Screw.....

NO.	PLATE	NAME
64626	8467	Presser Bar Lifter (side of arm) Stop Bracket.....
159d	8473	Presser Bar Lifter (side of arm) Stop Bracket Screw.....
64627	8452	Presser Bar Lifting Shaft.....
64628	8467	" " " " Bushing.....
453c	8465	" " " " " Set Screw
64629	---	Presser Bar Lifting Shaft Crank (back, adjustable) complete, Nos. 1520e, 1744e, 64630, 64632 and 64633.....
64630	8467	Presser Bar Lifting Shaft Crank (back) Connection.....
1744e	8470	Presser Bar Lifting Shaft Crank (back) Connection Lock Nut (rod bearing end)
1520e	8469	Presser Bar Lifting Shaft Crank (back) Connection Lock Nut (shaft bearing end)
64631	8468	Presser Bar Lifting Shaft Crank (back) Extension with 453c.....
453c	8465	Presser Bar Lifting Shaft Crank (back) Extension Set Screw.....
64632	8467	Presser Bar Lifting Shaft Crank (back) Rod Bearing with 446c.....
64633	8468	Presser Bar Lifting Shaft Crank (back) Shaft Bearing with two 448c.....
448c	8469	Presser Bar Lifting Shaft Crank (back) Shaft Bearing Set Screw.....
64634	8468	Presser Bar Lifting Shaft Crank (front) with two 453c.....
453c	8465	Presser Bar Lifting Shaft Crank (front) Set Screw.....
64635	8452	Presser Bar Spring (flat).....
64719	8468	" " " Lifting Lever.....
2273	8472	" " " " " Pin...
64720	8472	" " " " " Shaft
64721	8468	" " " " " " Crank with 465c.....
465c	8469	Presser Bar Spring Lifting Lever Shaft Crank Set Screw.....
64636	8468	Presser Bar Spring Position Plate.....
38468	8472	" " " Steady Pin.....
64637	---	" Foot Guide for 64656.....
64638	---	" " " " 64657.....
64639	---	" " " " 64658.....
64640	---	" " " " 64659.....
64641	---	" " " " 64660.....
64642	---	" " " " 64661.....
64643	---	" " " " 64662 and 64663..

NO.	PLATE	NAME
64644	—	Presser Foot Guide Adjusting Lever with 19045 and 19046 .....
5480	8468	Presser Foot Guide Adjusting Lever Friction Washer .....
19045	8471	Presser Foot Guide Adjusting Lever Handle .....
19046	8472	Presser Foot Guide Adjusting Lever Pin. . .
50388c	8473	" " " " " Screw
64646	—	" " Plate for 64656 .....
64647	—	" " " " 64657 .....
64648	—	" " " " 64658 .....
64649	—	" " " " 64659 .....
64650	—	" " " " 64660 .....
64651	—	" " " " 64661 .....
64652	—	" " " " 64662 .....
64653	—	" " " " 64663 .....
64722	—	" " " " 64723 .....
1302d	8469	" " " Screw .....
64654	—	" " Shank for 64656 to 64659 and 64723 .....
64655	—	Presser Foot Shank for 64660 to 64663. . . .
64656	8456	Presser Foot complete, Nos. 5480, 50388c, 64637, 64644, 64646, 64654 and two 1302d .....
64657	8456	Presser Foot complete, Nos. 5480, 50388c, 64638, 64644, 64647, 64654 and two 1302d .....
64658	8454	Presser Foot complete, Nos. 5480, 50388c, 64639, 64644, 64648, 64654 and two 1302d .....
64659	8456	Presser Foot complete, Nos. 5480, 50388c, 64640, 64644, 64649, 64654 and two 1302d .....
64660	8454	Presser Foot complete, Nos. 5480, 50388c, 64641, 64644, 64650, 64655 and two 1302d .....
64661	8455	Presser Foot complete, Nos. 5480, 50388c, 64642, 64644, 64651, 64655 and two 1302d .....
64662	8455	Presser Foot complete, Nos. 5480, 50388c, 64643, 64644, 64652, 64655 and two 1302d .....
64663	8455	Presser Foot complete, Nos. 5480, 50388c, 64643, 64644, 64653, 64655 and two 1302d .....
64723	8454	Presser Foot complete for 64712 and 64713, Nos. 64654, 64722 and two 1302d

NO.	PLATE	NAME
64664	8470	Presser Foot Position Pin .....
914F	8473	" " Screw .....
574d	8473	Pressure Regulating Thumb Screw .....
1539d	8459	" " " " Lock Nut
32191	8468	Tension Disc .....
1712c	8468	" Regulating Thumb Nut .....
32192	8468	" Regulator with 32193 .....
32193	8468	" " Bushing .....
32194	8468	" " Friction Spring .....
32195	8468	" " Plate .....
393d	8469	" " " Screw .....
50279c	8471	" Screw Stud .....
51808	8471	" " " Roller .....
50556d	8473	" " " Stop Screw .....
64754	8471	" Spring .....
32572	8471	" " Washer .....
22430	8471	" Thread Eyelet .....
64667	8471	Thread Carrier .....
64668	8471	" " Clamping Plate .....
64669	8471	" " " " Position Pin
208d	8469	" " " " Screw .....
64670	8470	" " Holder with 202d and 64669
202d	8469	" " " Clamping Screw .....
64671	8471	Thread Carrier Pitman complete, Nos. 1550j, 1682j, 52869, 52870 and 64673 ..
64672	8471	Thread Carrier Pitman Ball Stud (lower) .
460c	8469	" " " " " " Set Screw .....
52863	8471	Thread Carrier Pitman Ball Stud (upper) ..
50311c	8469	" " " " " " Set Screw .....
*52864	—	Thread Carrier Pitman Cap (lower) .....
208E	8469	" " " " " Screw
*52865	—	" " " " " (upper) .....
208E	8469	" " " " " Screw
*52866	—	" " " " End Bearing (lower)
*52867	—	" " " " " (upper)
64673	—	Thread Carrier Pitman Head (lower) Nos. 52864, 52866, 64672 and two 208E .....
52869	—	Thread Carrier Pitman Head (upper) Nos. 52863, 52865, 52867 and two 208E .....
52870	8471	Thread Carrier Pitman Rod .....
1682j	8471	" " " " Nut (lower)
1550j	8471	" " " " " (upper)
64674	8471	" " Rock Shaft with 460c .....
64675	8471	" " " " Centre .....
1133c	8469	" " " " " Set Screw



NO.	PLATE	NAME
64677	8471	Thread Nipper Body .....
64678	8471	“ “ “ Collar .....
156F	8473	“ “ “ Screw .....
64679	8462	“ “ Connection with 64680 and two 896E .....
*64680	-----	Thread Nipper Connection Cap .....
896E	8463	“ “ “ “ Screw .....
64681	8462	“ “ Eccentric with two 453c .....
453c	8465	“ “ “ Set Screw .....
64676	8471	“ “ Eyelet .....
64682	8462	“ “ Regulator .....
230E	8469	“ “ “ Screw .....
50390F	8473	“ “ Screw .....
1547J	8470	“ “ “ Nut .....
64683	8462	“ “ Washer .....
64684	8462	“ “ “ Spring .....
64685	8462	“ Take-up .....
64686	8462	“ “ Eccentric with two 453c .....
64687	8462	“ “ “ Connection with 64688 and two 896E .....
*64688	---	Thread Take-up Eccentric Connection Cap .....
896E	8463	“ “ “ “ “ “ Screw .....
453c	8465	Thread Take-up Eccentric Set Screw .....
64689	8462	“ “ Holder with 460c and 50311c .....
64690	8462	“ “ “ Connecting Link (lower) .....
64691	8472	“ “ “ “ “ “ Hinge Stud (large) .....
64692	8461	Thread Take-up Holder Connecting Link (lower) Hinge Stud (large) Bushing .....
446c	8469	Thread Take-up Holder Connecting Link (lower) Hinge Stud (large) Bushing Set Screw .....
64693	8472	Thread Take-up Holder Connecting Link (lower) Hinge Stud (small) .....
64694	8470	Thread Take-up Holder Connecting Link (upper) with 624c .....
64695	8472	Thread Take-up Holder Connecting Link (upper) Hinge Stud .....
457c	8469	Thread Take-up Holder Connecting Link (upper) Hinge Stud Set Screw .....
64696	8472	Thread Take-up Holder Hinge Stud .....
624c	8464	“ “ “ “ “ Set Screw .....
50311c	8469	Thread Take-up Holder Set Screw .....
460c	8469	“ “ Set Screw .....
64697	8470	“ “ Staple .....

NO.	PLATE	NAME
1319J	8469	Thread Take-up Staple Screw .....
64698	8470	“ “ “ “ Washer .....
64699	8470	“ Tube .....
460c	8469	“ “ Set Screw .....
64700	8453	Throat Plate for 64526 to 64529 and 64702 .....
64724	8453	“ “ “ 64711 .....
64725	8457	“ “ “ 64712 and 64713 .....
64701	8452	“ “ Holder .....
64702	-----	“ “ “ 64701 with 665D, 64700, 64703 to 64705 and two each 180D and 211D .....
64726	-----	Throat Plate Holder 64701 with 665D, 64703 to 64705, 64724 and two each 180D and 211D .....
64727	-----	Throat Plate Holder 64701 with 665D, 64704, 64705, 64725, 64728 and two each 180D and 211D .....
64703	8452	Throat Plate Holder Cover for 64702 and 64726 .....
64728	8452	Throat Plate Holder Cover for 64727 .....
64704	8469	“ “ “ “ Hinge Pin .....
64705	8470	“ “ “ “ Spring .....
665D	8469	“ “ “ “ “ Screw .....
180D	8473	“ “ “ Screw .....
211D	8469	“ “ Screw .....

## IRON BASE

NO.	PLATE	NAME
64706	8450	Machine Base with three wood screws 1¼ in. No. 14 and four each 935E and 42088 .....
64707	8460	Machine Base Oil Cup with 64708 .....
64708	8460	“ “ “ “ Handle .....
42088	8474	“ Cushion (felt) .....
935E	8469	“ “ Screw .....
50314J	8474	“ Thumb Screw .....

## ACCESSORIES

NO.	PLATE	NAME
36565	8460	Oiler (copper plated) with 36566 .....
36566	8460	“ Spout, 5 in. long, with 120117 .....
120117	8460	“ “ Washer (leather) .....
11831	8460	Screw Driver .....
86262	8460	Tweezers .....
23535	8460	Wrench for 1324, 1547, 50382 and 50384 .....

## FOOT LIFTER PARTS

NO.	PLATE	NAME
6439	—	Chain, 36 in. to 45 in.
Note: When ordering No. 6439, give length required.		
4879	8460	Chain Connecting Link
64631	8468	Presser Bar Lifting Shaft Crank (back) Extension with 453c
453c	8465	Presser Bar Lifting Shaft Crank (back) Extension Set Screw
59051	8450	Treadle
7585	8460	" Shaft
14210	8450	" Stand
59052	8450	Treadle complete, Nos. 4879, 7585, 14210, 59051 and four wood screws 1¼ in. No. 12
64709	—	Foot Lifter complete, Nos. 6439, 59052 and 64631

## TABLE SUPPORT PARTS

NO.	PLATE	NAME
41044	8450	Base with three wood screws 1¼ in. No. 14
41045	8450	Top with two wood screws 1¼ in. No. 14
41046	8450	Tube
1726p	8474	" Lock Nut
41047	—	Table Support Tube complete, Nos. 1726p and 41044 to 41046

## THREAD UNWINDER

### FOR ONE LARGE SPOOL OR ONE LARGE CONE OF THREAD

NO.	PLATE	NAME
27623	2836	Spool Pin
155c	8469	" " Set Screw
41526	2836	" Rest
60701	—	" " 41526 with 155c and 1149c
41527	—	" " 60701 with 27623
1149c	8469	" " Set Screw
27940	2836	" Stand with 453c
41514	2836	" Weight, 4 in. diam., with 41515
41515	8474	" " Centre Pin
27739	2836	Thread Cone (wood)

## THREAD UNWINDER

NO.	PLATE	NAME
41630	2836	Thread Guard with 208E and 41569
41569	8474	" " Eyelet
41637	2836	" " Rod (lower)
41638	2836	" " " (upper)
41639	2836	" " " Coupling with two 456c
456c	8469	" " " " Set Screw
41640	—	Thread Guard Rod complete, 30 in. long, Nos. 41637 to 41639
453c	8465	Thread Guard Rod Set Screw
208E	8469	" " Screw
41529	2836	Thread Unwinder complete, Nos. 27739, 27940, 41514, 41527, 41630, 41640 and three wood screws 1 in. No. 12

## UNDER DRIVER

### BALL BEARING, LEVER PRESSURE, RIGHT HAND, TWO SPEED

NO.	PLATE	NAME
202457	7068	Cone Pulley (grooved) two speed, 3¾ in. and 4¼ in. belt diam., with 227553
25362	7071	Cone Pulley Ball, size 1⅜ in.
204100	7071	" " " Bearing Cup
204101	7071	" " " Cap
204102	7071	" " " Retaining Spring
227553	—	Cone Pulley Ball Cup complete, Nos. 204100 to 204102 and thirteen 25362
202459	7068	Driving Pulley, 7¼ in. diam., with 202460 and 204105
202460	—	Driving Pulley Friction Ring (leather)
204105	7071	" " " " Stop Pin
227743	7069	" " Shaft (hollow) with 204109, 204110, 204112 and two 204111
202461	—	Driving Pulley Shaft 227743 with 204107, 204108 and eleven 25303
25303	7071	Driving Pulley Shaft Ball, size ¼ in.
204107	7071	" " " " Cup
204108	7071	" " " " Cap
204109	7072	" " " Oil Plug
204110	7072	" " " Oiling Leather
204111	7072	" " " " Pin (leather)
204112	7072	Driving Pulley Shaft Oiling Wick
200524c	7071	" " " Set Screw
204113	7071	" " " Thimble
227734	7068	Frame with 200524c

NO.	PLATE	NAME
227970	7068	Lever (compression) and Dress Guard with 204117, two each 200524c and 202845.
227735	7069	Lever Brake with 200524c, 204122 and two 200374c.
227736	—	Lever Brake 227735 with 200082b and 227737.
227737	7069	Lever Brake Belt Guard.
200082b	7071	“ “ “ “ Screw.
204122	7072	“ “ Leather.
200374c	7071	“ “ “ Set Screw.
200524c	7071	“ “ Set Screw.
204867	7071	“ “ Spring.
204117	7071	“ Compression Plate.
202845	7071	“ “ “ Rivet.
202464	7069	“ “ Shaft with 202302.
202302	7072	“ “ “ Cotter Pin.
200524c	7071	“ “ “ Set Screw.
27070	7070	Shaft Pulley (sectional, grooved) 10 in. diam., $1\frac{3}{16}$ in. bore, with two 597c.
597c	8474	Shaft Pulley Clamping Screw.
41937	7070	Treadle with 362F.
9082	7071	“ Bearing Cotter Pin.
41938	7070	“ Bracket (left) with 9082 and two wood screws 1 in. No. 16.
41939	7070	Treadle Bracket (right) with two wood screws 1 in. No. 16.
41940	7070	Treadle Extension.
362F	8473	“ “ Set Screw.
27637	7070	“ Pitman Rod (lower).
27638	7070	“ “ “ “ Spring.
6055	8474	“ “ “ “ Washer.
27639	7070	“ “ “ (upper).
9079	7070	“ “ “ Clamp with 354c.
354c	8474	“ “ “ “ Screw.
27640	7070	Treadle Pitman complete, Nos. 2762, 6055, 9079 and 27637 to 27639.
2762	7070	Treadle Stop Collar with 362F.
362F	8473	“ “ “ Set Screw.
41941	—	Treadle complete, Nos. 41937 to 41940.
41942	---	Treadle and Pitman complete, Nos. 27640 and 41941.
227738	—	Transmitter complete, Nos. 202457, 202459, 202461, 202464, 204113, 204867, 227734, 227736, 227970 and three wood screws $1\frac{1}{2}$ in. No. 16.

NO.	PLATE	NAME
60286	—	Under Driver (ball bearing) lever pressure, right hand, two speed, complete, Nos. 27070, 41942 and 227738.

## OBSOLETE PARTS

NO.	PLATE	NAME
64502	8470	Arm End Cover (back) use 64751.
64569	8470	Needle Bar with 1259c, use 64757.
64578	8470	“ “ Gib for 64569.
64665	8470	Tension Spring.
64666	8470	“ Thread Eyelet, use 22430.
1324c	8470	Needle Clamping Screw.

PLATE 2836—ONE-FOURTH SIZE

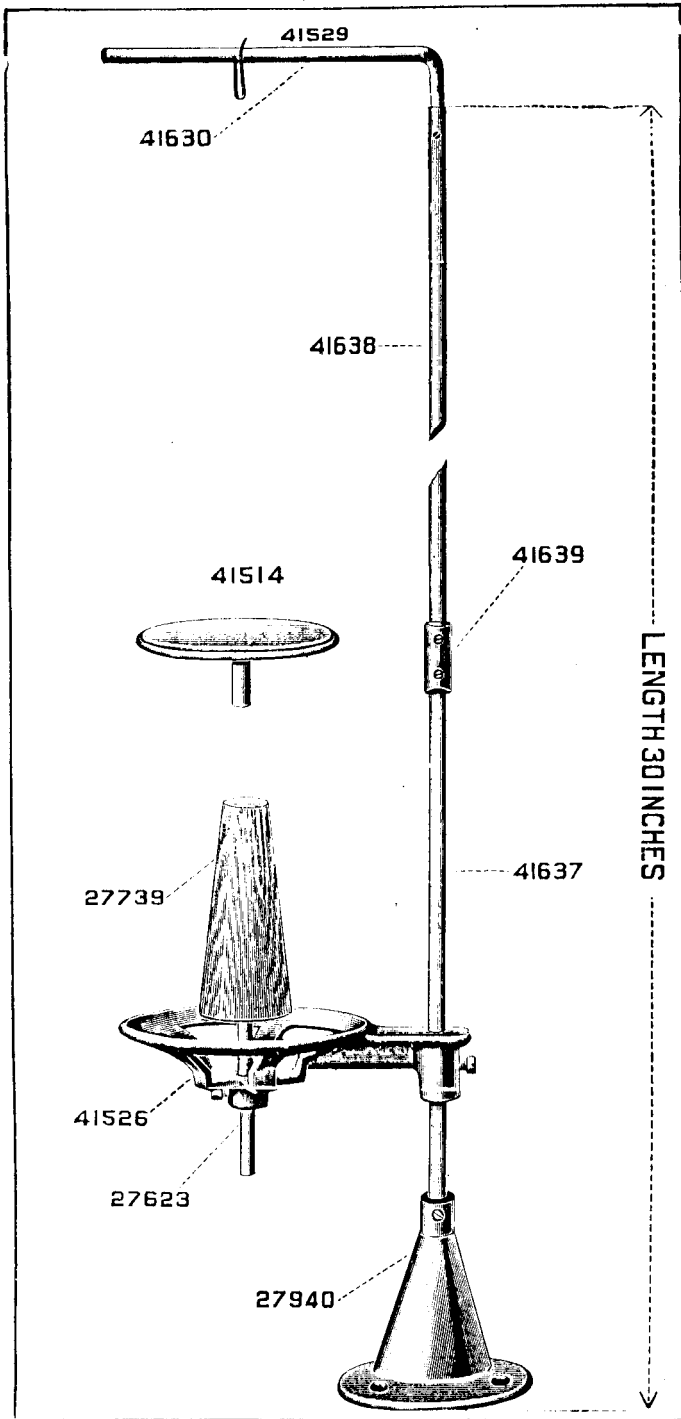


PLATE 7068—ONE-FOURTH SIZE

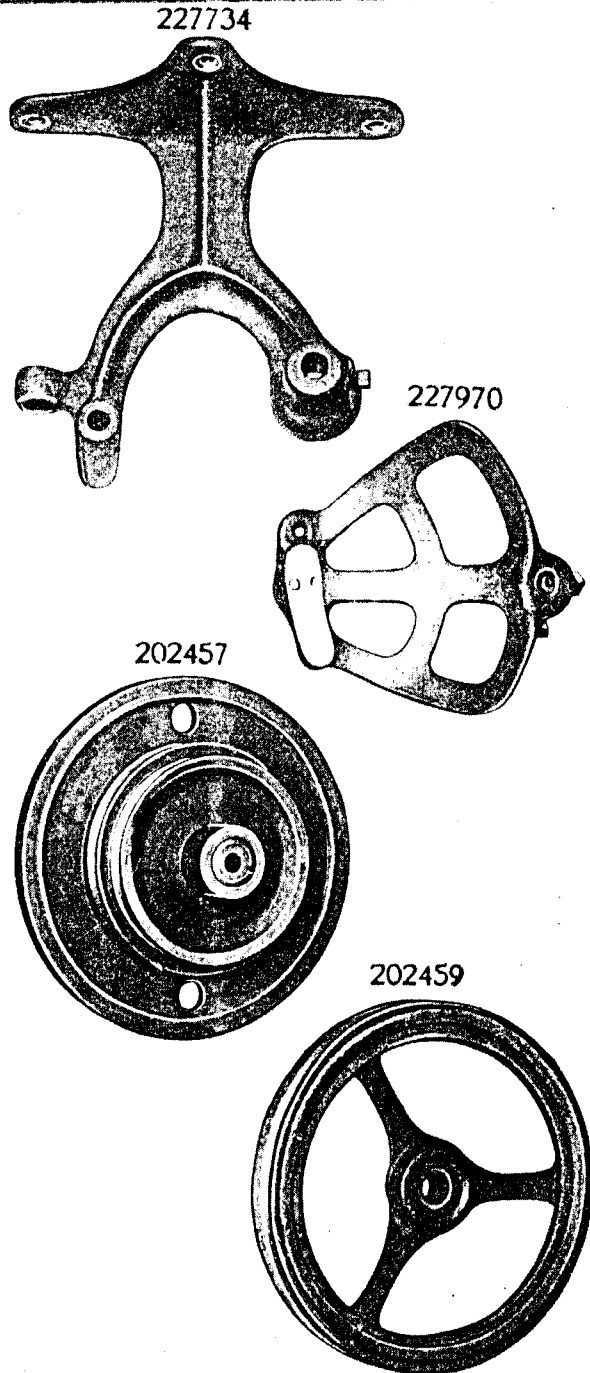


PLATE 7069—ONE-HALF SIZE

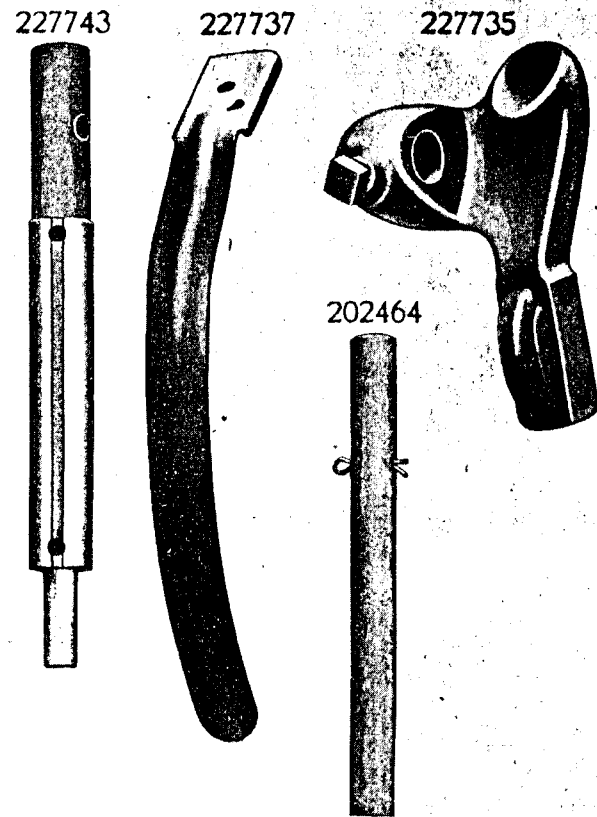



PLATE 7070—ONE-FOURTH SIZE


41940



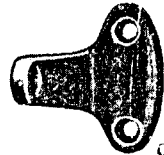
41937



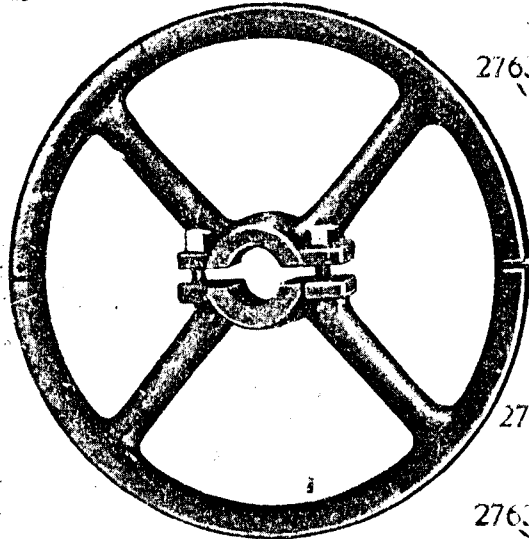
41938



41939



27070



27640



9079 27639


27637

2762


27638

PLATE 7071—FULL SIZE

204100



204102




204105




25362



204107



204101




200374




25303



204108




200524



204113



204117



204867



9082



200082



202845



PLATE 7072—FULL SIZE

204110 204112 204111 204122



PLATE 8450—ONE-SIXTH SIZE

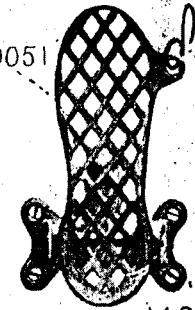
41046

64706

59052

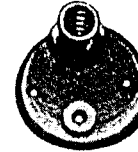


59051




14210

41044



64518



41045

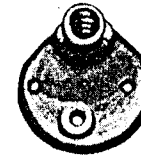



PLATE 8451—ONE-HALF SIZE

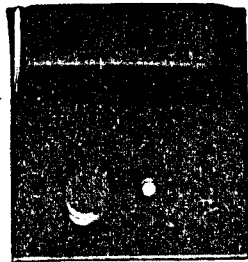
64504




64509




64503




64511




64513



64751



64507



64524



64514


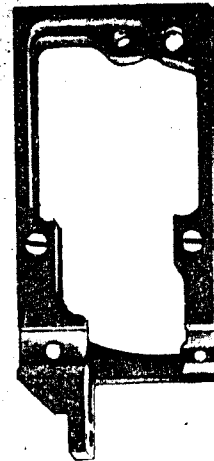



PLATE 8452—ONE-HALF SIZE

64615




64703



64635




64728



64627



64701



64510






PLATE 8453—FULL SIZE

64526




64527




64528



64529



64711



64712




64713



64531



64724




64700




PLATE 8454—FULL SIZE

64660



64658



64723


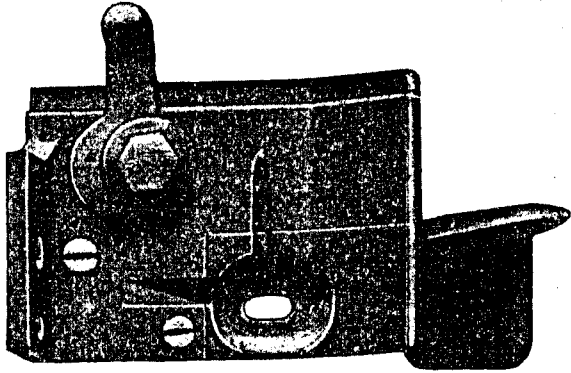
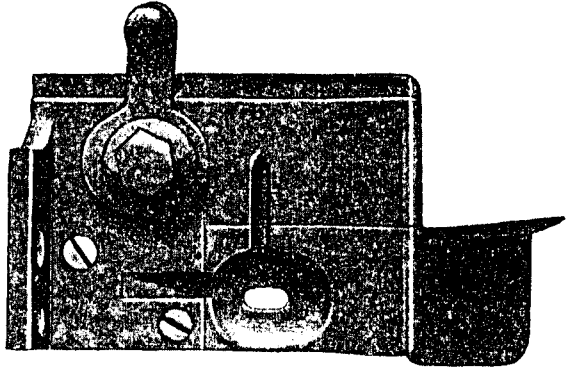


PLATE 8455—FULL SIZE

64663



64662



64661






PLATE 8456—FULL SIZE

64656



64659



64657

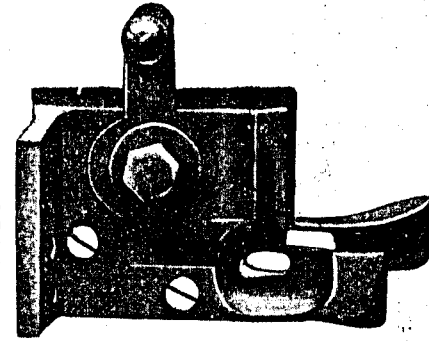


PLATE 8457—ONE-HALF SIZE

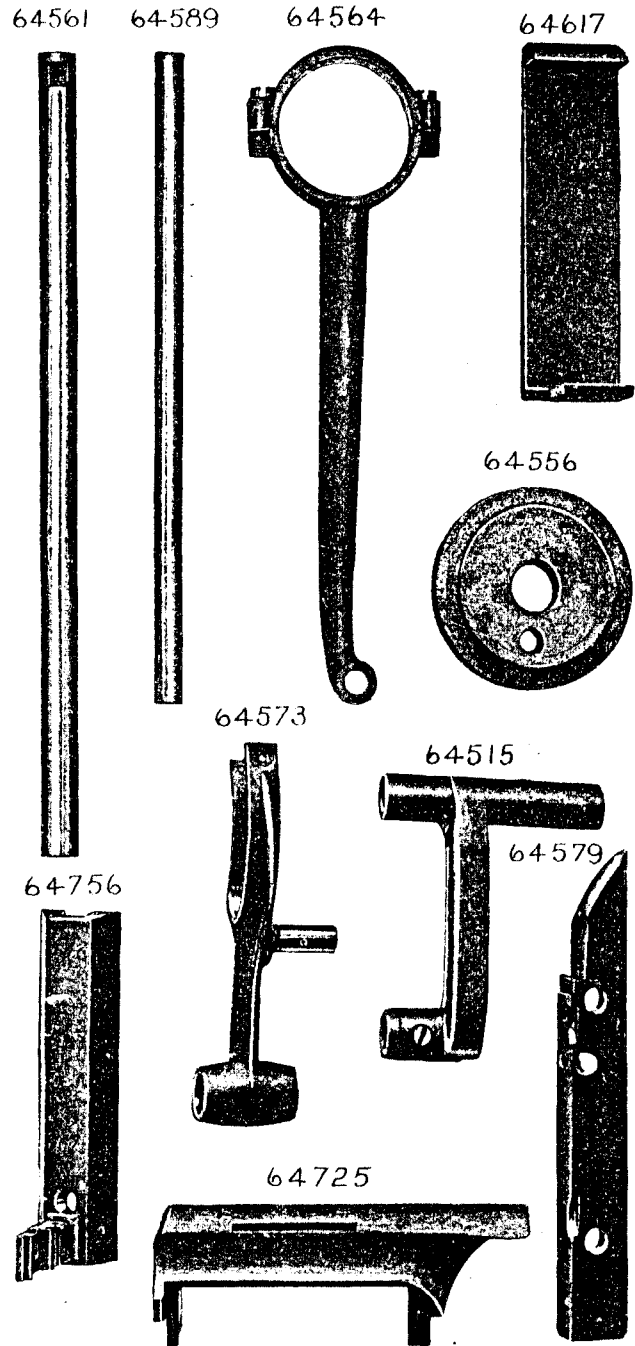


PLATE 8458—FULL SIZE




PLATE 8459-FULL SIZE

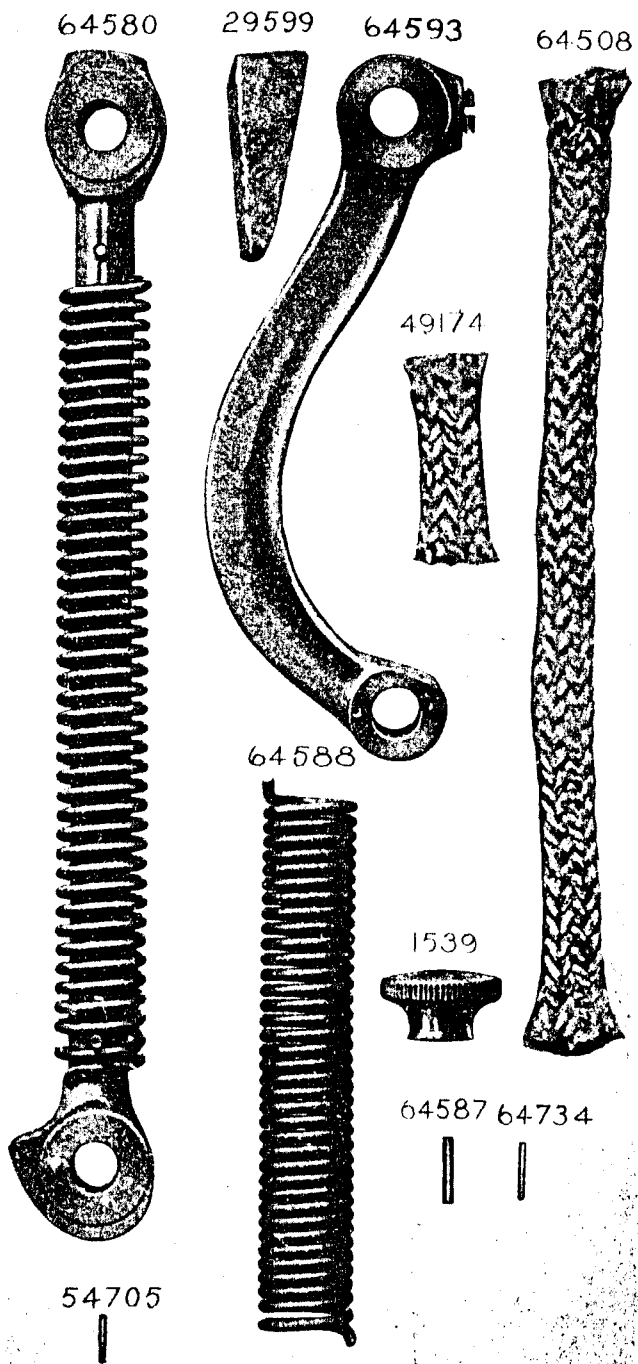


PLATE 8460-ONE-HALF SIZE





PLATE 8461—FULL SIZE

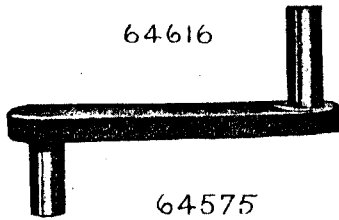
64599



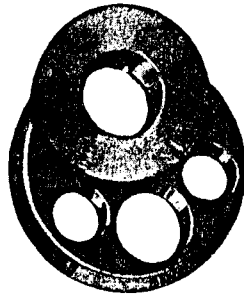
64583



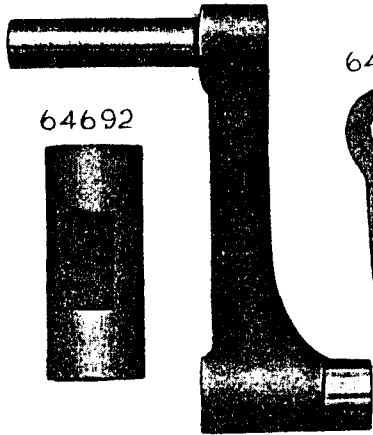
64616



64575




64570



64596




64568



64692



64567



64710




64562

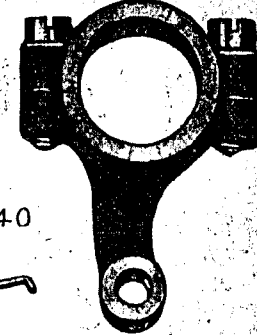


PLATE 8462—FULL SIZE

64679



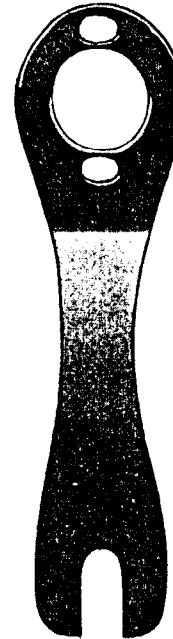
64687



32240



64682




64684




64683




64685



64689



64690



64681



64686




PLATE 8463—FULL SIZE




PLATE 8464—FULL SIZE

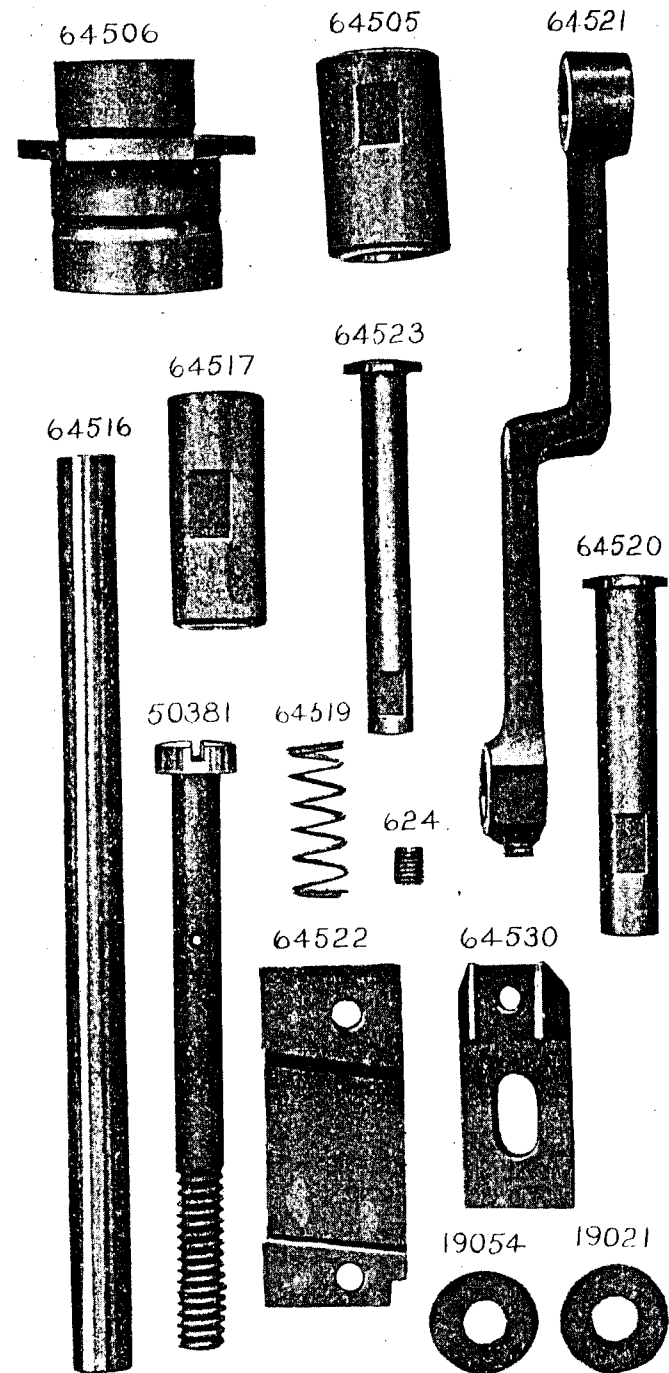


PLATE 8465—FULL SIZE

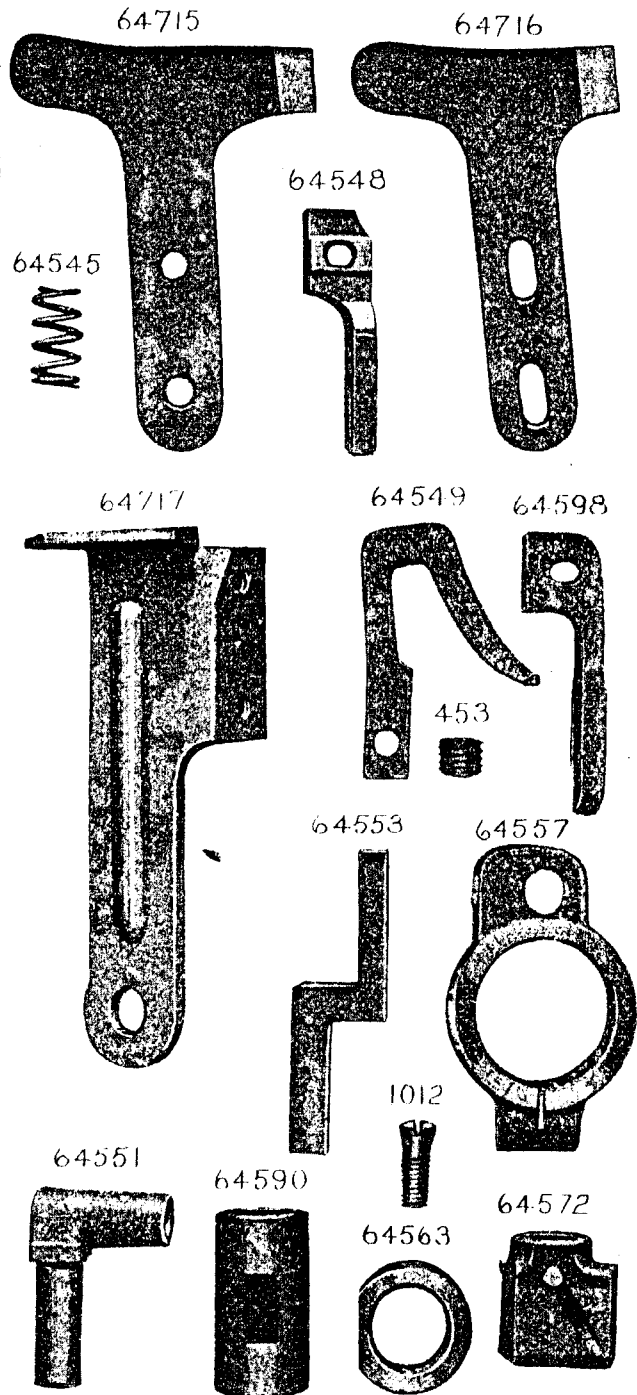


PLATE 8466—FULL SIZE

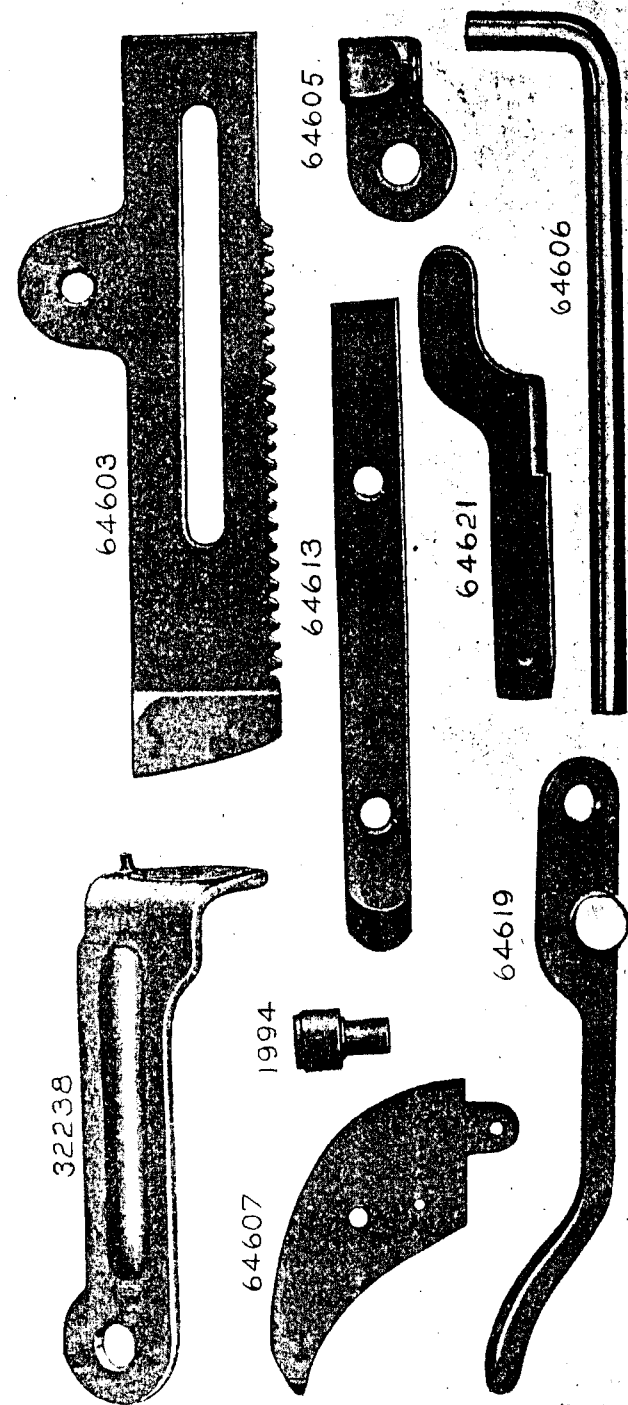


PLATE 8467-FULL SIZE

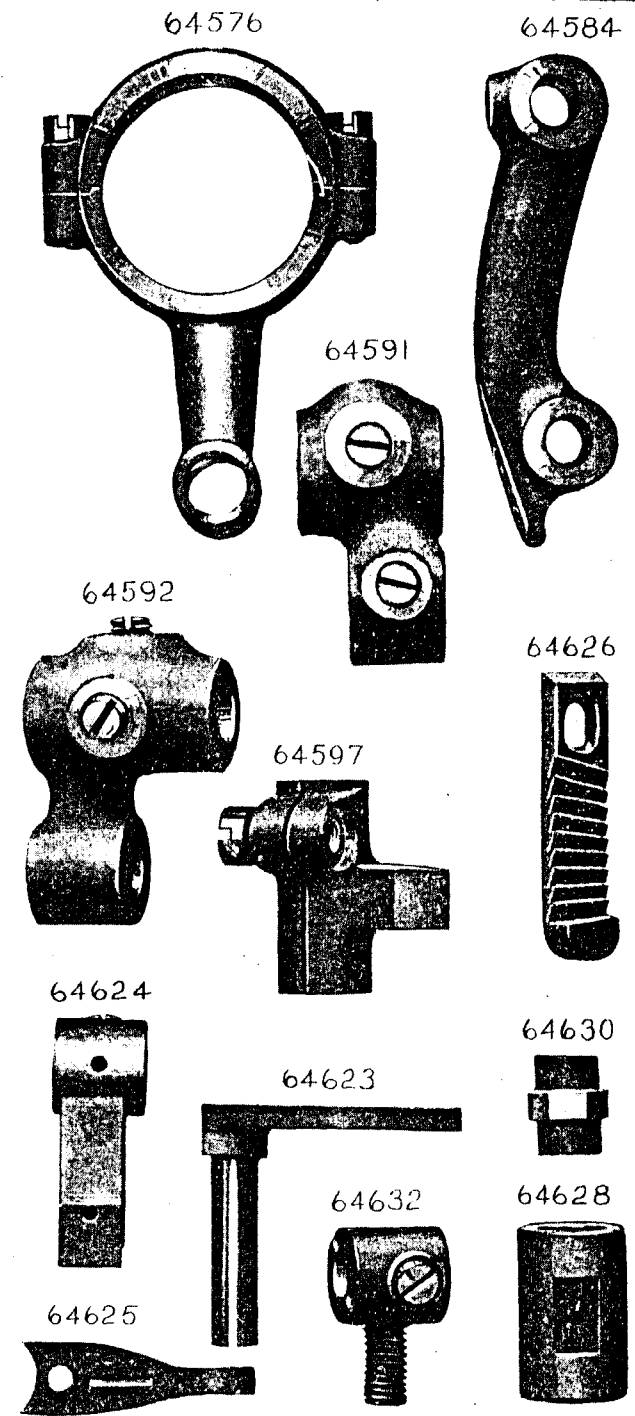


PLATE 8468-FULL SIZE






PLATE 8469—FULL SIZE

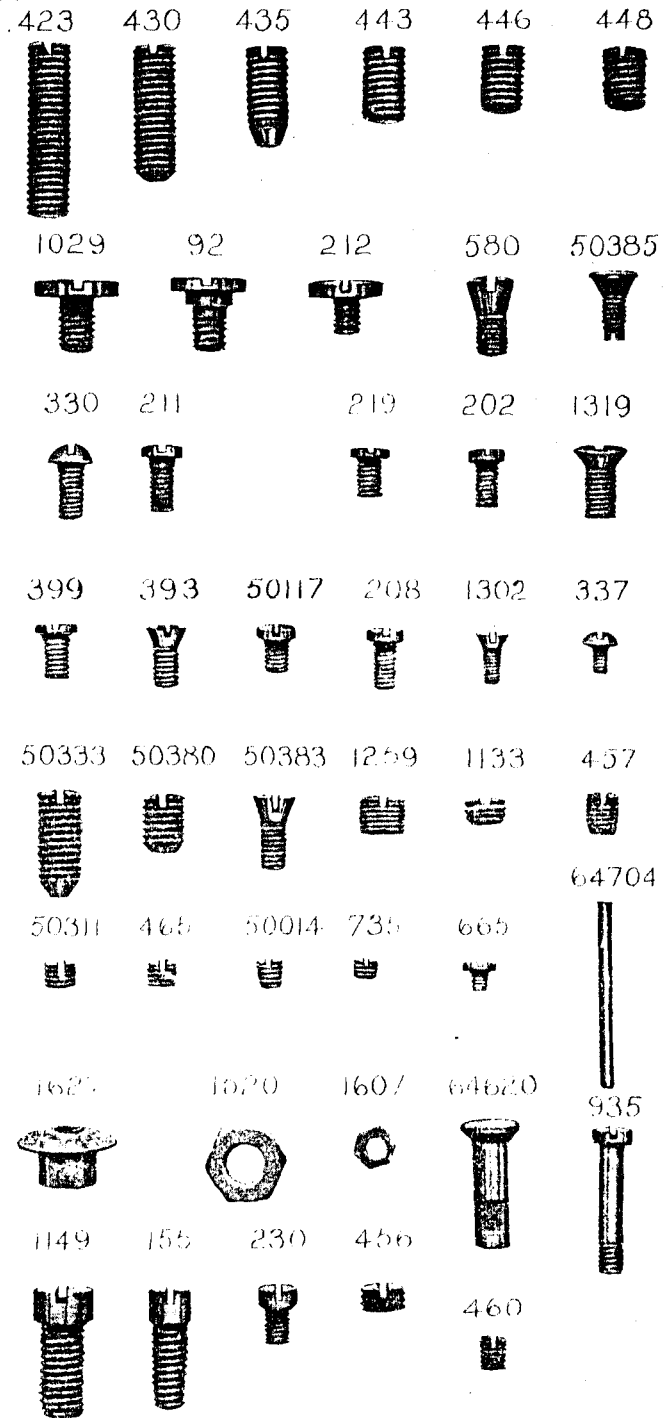


PLATE 8470—FULL SIZE




PLATE 8471—FULL SIZE




PLATE 8472—FULL SIZE




PLATE 8473—FULL SIZE





PLATE 8474—FULL SIZE



## Free Manuals Download Website

<http://myh66.com>

<http://usermanuals.us>

<http://www.somanuals.com>

<http://www.4manuals.cc>

<http://www.manual-lib.com>

<http://www.404manual.com>

<http://www.luxmanual.com>

<http://aubethermostatmanual.com>

Golf course search by state

<http://golfingnear.com>

Email search by domain

<http://emailbydomain.com>

Auto manuals search

<http://auto.somanuals.com>

TV manuals search

<http://tv.somanuals.com>