

marantz®

CD Player **CD5005**

Quick Start Guide

Kurzanleitung

Guide de démarrage rapide

Guida all'avvio rapido

Guía de inicio rápido

Beknopte handleiding

Snabbstartsguide

Краткое руководство пользователя

Skrócona instrukcja obsługi

ENGLISH

DEUTSCH

FRANÇAIS

ITALIANO

ESPAÑOL

NEDERLANDS

SVENSKA

РУССКИЙ

POLSKI

Welcome

Thank you for choosing a Marantz CD player. This guide provides step-by-step instructions for setting up your CD player.

Please do not return this unit to the store – call for assistance.










If you need help... :

If you need additional help in solving problems, contact Marantz customer service in your area.

For details, see the Marantz homepage. www.marantz.com

Before You Begin

What's In the Box

Quick Start Guide		Remote control unit	
Owner's Manual		R03/AAA batteries	
Safety Instructions		Audio cable	
CD player		Remote connector cable	
Power cord			



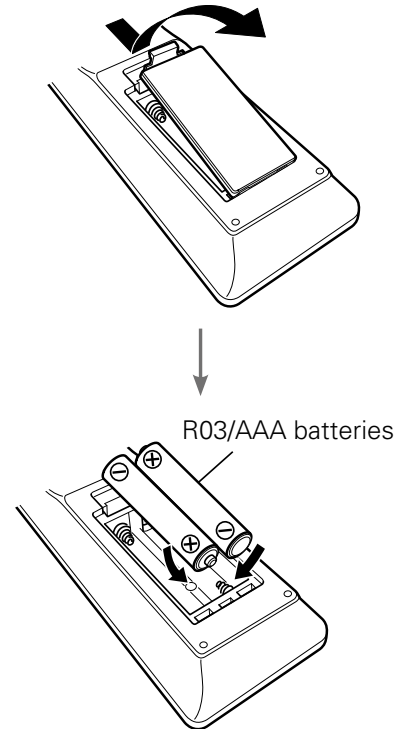
These drawings are for illustrative purposes only and may not represent the actual product(s).

Setup

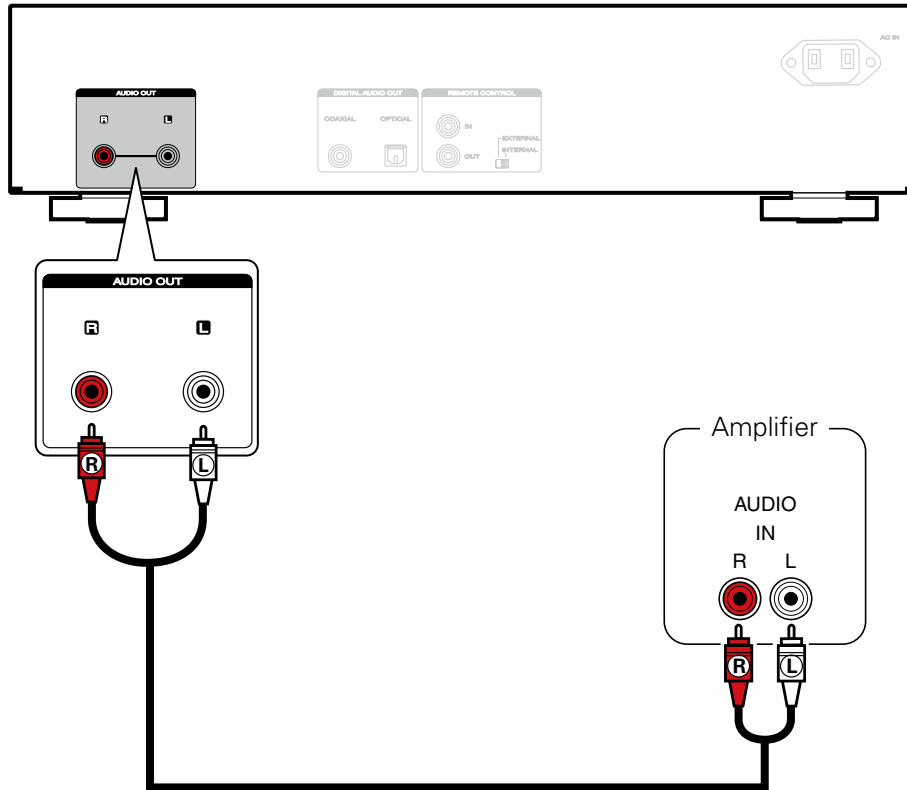
There are five steps to the setup process.

- 1** Install batteries in the remote control unit
- 2** Connect the CD player to the amplifier
- 3** Plug the power cord into a power outlet
- 4** Turn the CD player's power on
- 5** Begin CD playback

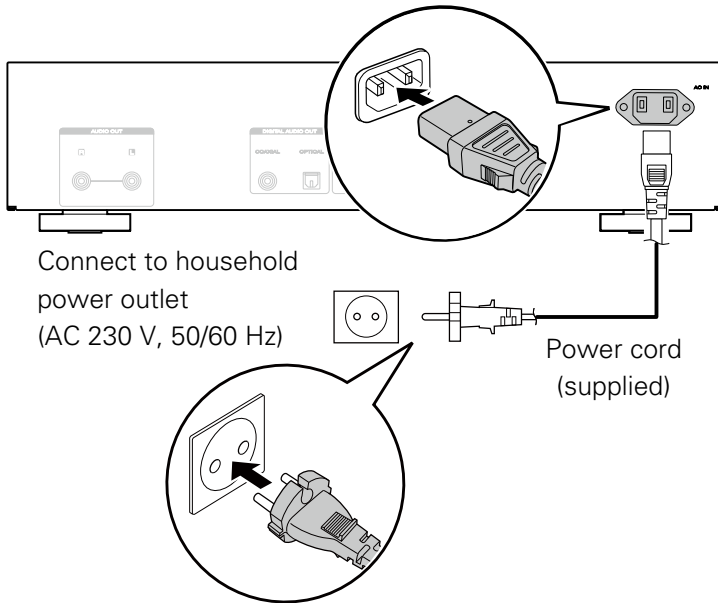
1 Install batteries in the remote control unit



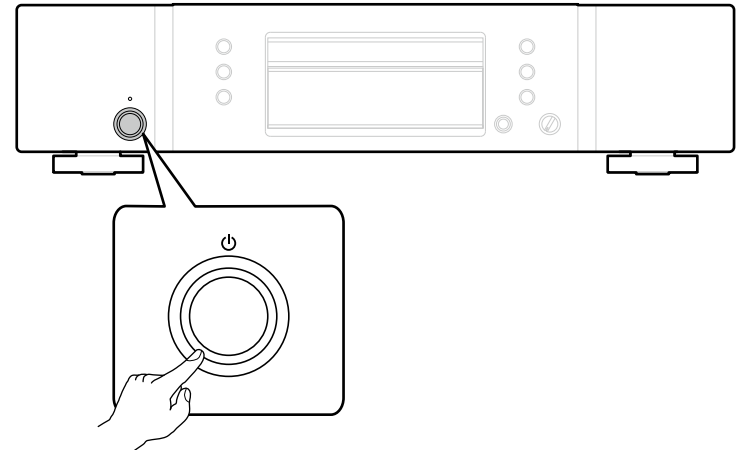
2 Connect the CD player to the amplifier



3 Plug the power cord into a power outlet

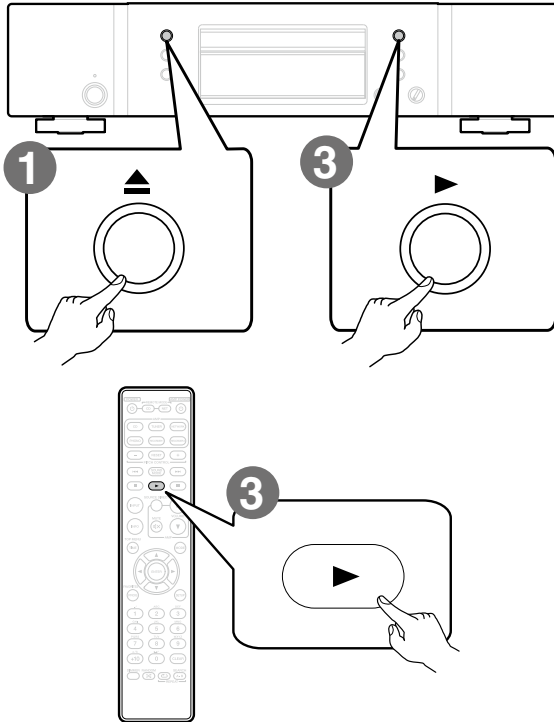


4 Turn the CD player's power on



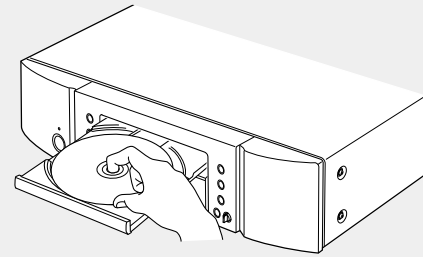
5 Begin CD playback

▶ Play a CD



1 Press ▲ to open the disc tray.

2 Place CD in the disc tray.



3 Press ▶.
Playback starts.

Owner's Manual

Please reference these manuals for more details about the setup and operation of the CD player and it's features.

❑ Web Manual

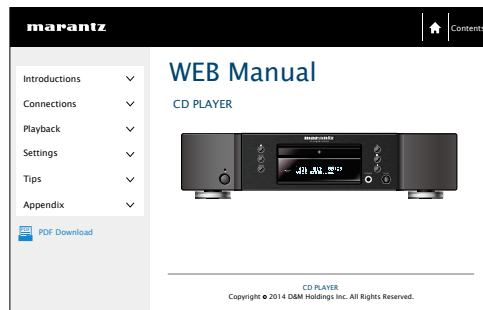
To read it on your tablet or PC, please access to Web Manual site.

manuals.marantz.com/CD5005/EU/EN



This Web Manual is optimized for tablets and mobile devices.

Web Manual

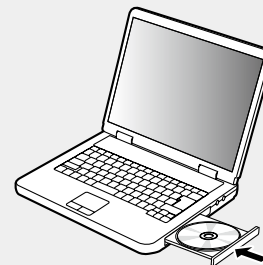


❑ PDF Manual

To read the owner's manual on your computer or to print it out, please open the included CD-ROM or select the "PDF Download" link from the Web Manual.

1

Insert the disc into your PC.



2

Follow the screen or double click on the PDF file.

www.marantz.com

You can find your nearest authorized distributor or dealer on our website.

marantz[®] is a registered trademark.

D&M Holdings Inc.
Printed in China 5411 11171 00AM

Free Manuals Download Website

<http://myh66.com>

<http://usermanuals.us>

<http://www.somanuals.com>

<http://www.4manuals.cc>

<http://www.manual-lib.com>

<http://www.404manual.com>

<http://www.luxmanual.com>

<http://aubethermostatmanual.com>

Golf course search by state

<http://golfingnear.com>

Email search by domain

<http://emailbydomain.com>

Auto manuals search

<http://auto.somanuals.com>

TV manuals search

<http://tv.somanuals.com>